


Be Careful

Pedestrians, unlike motor vehicle passengers, do not have a protective shell around them as they travel. So when pedestrians are involved in motor vehicle accidents they suffer two violent collisions: one with the vehicle, the other with the unforgiving pavement. A seemingly small error in judgment can result in a pedestrian death.

According to the National Highway Traffic Safety Administration 85% of all pedestrian collisions and two-thirds of the fatalities take place on urban and suburban streets.

BE CAREFUL

Use crosswalks with caution they are not a physical barrier between you and a vehicle. At a signalized intersection, always watch for turning vehicles before stepping off the curb, even if the pedestrian signal is on walk. Never assume a driver sees you and that they will stop, it could cost you your life.




Public Works & Planning
Division of Transportation Engineering

333 West Ave, Bldg D
Grand Junction, CO 81501-7216
(970) 256-4110 | www.gjcity.org

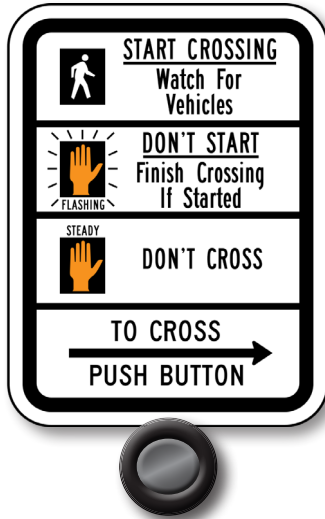


Walk Don't Walk How Pedestrian Signals Work



The Push Button

If you see a push button, you need to use it; otherwise the pedestrian signal will not appear.



You only have to push the button one time

Steps To Safer Walking

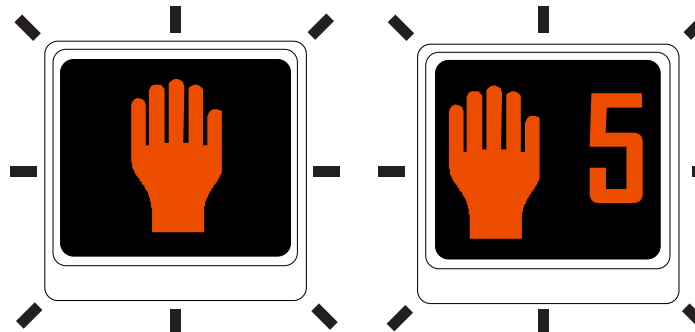
- Watch out for turning motorists.
- Use the crosswalk and keep to the right.
- Wear bright clothing when walking or jogging in poor light.
- Look left, right, and left again before crossing the street. Keep on looking while crossing. Drivers don't always obey the signals. Establish eye contact with drivers. Walk against traffic on roads with no sidewalks.

The ABC's of Pedestrian Signals



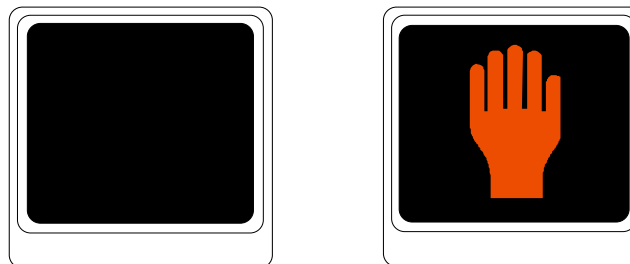
Start crossing when the walking person appears. The flashing hand will appear before you have finished crossing. Continue crossing, you will have enough time to reach the other side before the traffic signal changes.

STEADY



Don't start crossing if this signal begins to flash. If you are already crossing the street, don't worry; you will have enough time to reach the other side before the traffic signal changes.

FLASHING



Don't cross. Remain at the curb when this signal appears. Push the pedestrian button and wait for the walk signal.

STEADY