



OTHER SUPPLEMENTAL INFORMATION


This page intentionally left blank



1221 W. Mineral Avenue, Suite 202
Littleton, CO 80120

 303-734-4800

 303-795-3356

 www.HaynieCPAs.com

To the City Council
City of Grand Junction, Colorado

We have audited the basic financial statements of the City of Grand Junction, Colorado (the "City"), as of and for the year ended December 31, 2019, and our report thereon dated July 28, 2020, which expressed unmodified opinions on those financial statements, appears on page 17. Our audit was conducted for the purpose of forming opinions on the financial statements that collectively comprise the City's basic financial statements. The accompanying Local Highway Finance Report is presented for purposes of additional analysis and is not a required part of the basic financial statements.

Such information is the responsibility of management and was derived from and relates directly to the underlying accounting and other records used to prepare the basic financial statements. Such information has been subjected to the auditing procedures applied in the audit of the basic financial statements and certain additional procedures, including comparing and reconciling such information directly to the underlying accounting and other records used to prepare the basic financial statements or to the basic financial statements themselves, and other additional procedures in accordance with auditing standards generally accepted in the United States of America. In our opinion, the information is fairly stated, in all material respects, in relation to the basic financial statements as a whole.

Haynie & Company

Littleton, Colorado
July 28, 2020

This page intentionally left blank

The public report burden for this information collection is estimated to average 380 hours annually.

LOCAL HIGHWAY FINANCE REPORT		City or County: City of Grand Junction
		YEAR ENDING : December 2019
This Information From The Records Of: City of Grand Junction	Prepared By: Ashley McGowen	Phone: 970-256-4012

I. DISPOSITION OF HIGHWAY-USER REVENUES AVAILABLE FOR LOCAL GOVERNMENT EXPENDITURE

ITEM	A. Local Motor-Fuel Taxes	B. Local Motor-Vehicle Taxes	C. Receipts from State Highway-User Taxes	D. Receipts from Federal Highway Administration
1. Total receipts available				
2. Minus amount used for collection expenses				
3. Minus amount used for nonhighway purposes				
4. Minus amount used for mass transit				
5. Remainder used for highway purposes				

II. RECEIPTS FOR ROAD AND STREET PURPOSES

III. DISBURSEMENTS FOR ROAD AND STREET PURPOSES

ITEM	AMOUNT	ITEM	AMOUNT
A. Receipts from local sources:		A. Local highway disbursements:	
1. Local highway-user taxes		1. Capital outlay (from page 2)	7,009,093
a. Motor Fuel (from Item I.A.5.)		2. Maintenance:	2,716,095
b. Motor Vehicle (from Item I.B.5.)		3. Road and street services:	
c. Total (a.+b.)		a. Traffic control operations	15,746
2. General fund appropriations	9,749,538	b. Snow and ice removal	2,893,009
3. Other local imposts (from page 2)	1,567,446	c. Other	0
4. Miscellaneous local receipts (from page 2)	1,802,293	d. Total (a. through c.)	2,908,755
5. Transfers from toll facilities	0	4. General administration & miscellaneous:	222,341
6. Proceeds of sale of bonds and notes:		5. Highway law enforcement and safety	0
a. Bonds - Original Issues	0	6. Total (1 through 5)	12,856,284
b. Bonds - Refunding Issues	0	B. Debt service on local obligations:	
c. Notes	0	1. Bonds:	
d. Total (a. + b. + c.)	0	a. Interest	883,625
7. Total (1 through 6)	13,119,277	b. Redemption	2,975,000
B. Private Contributions	0	c. Total (a. + b.)	3,858,625
C. Receipts from State government (from page 2)	3,111,221	2. Notes:	
D. Receipts from Federal Government (from page 2)	484,411	a. Interest	0
E. Total receipts (A.7 + B + C + D)	16,714,909	b. Redemption	0
		c. Total (a. + b.)	0
		3. Total (1.c + 2.c)	3,858,625
		C. Payments to State for highways	0
		D. Payments to toll facilities	0
		E. Total disbursements (A.6 + B.3 + C + D)	16,714,909

IV. LOCAL HIGHWAY DEBT STATUS

(Show all entries at par)

	Opening Debt	Amount Issued	Redemptions	Closing Debt
A. Bonds (Total)	20,050,000	0	2,975,000	17,075,000
1. Bonds (Refunding Portion)		0	0	
B. Notes (Total)	0	0	0	0

V. LOCAL ROAD AND STREET FUND BALANCE

	A. Beginning Balance	B. Total Receipts	C. Total Disbursements	D. Ending Balance	E. Reconciliation
	0	16,714,909	16,714,909	0	0

Notes and Comments:

LOCAL HIGHWAY FINANCE REPORT

STATE:
Colorado
YEAR ENDING (mm/yy):
December 2019

II. RECEIPTS FOR ROAD AND STREET PURPOSES - DETAIL

ITEM	AMOUNT	ITEM	AMOUNT
A.3. Other local imposts:		A.4. Miscellaneous local receipts:	
a. Property Taxes and Assessments	3,595	a. Interest on investments	449
b. Other local imposts:		b. Traffic Fines & Penalties	0
1. Sales Taxes	0	c. Parking Garage Fees	0
2. Infrastructure & Impact Fees	0	d. Parking Meter Fees	0
3. Liens	0	e. Sale of Surplus Property	0
4. Licenses	0	f. Charges for Services	102,820
5. Specific Ownership &/or Other	1,563,851	g. Other Misc. Receipts	0
6. Total (1. through 5.)	1,563,851	h. Other	1,699,024
c. Total (a. + b.)	1,567,446	i. Total (a. through h.)	1,802,293
	(Carry forward to page 1)		(Carry forward to page 1)

ITEM	AMOUNT	ITEM	AMOUNT
C. Receipts from State Government		D. Receipts from Federal Government	
1. Highway-user taxes	2,858,385	1. FHWA (from Item I.D.5.)	
2. State general funds		2. Other Federal agencies:	
3. Other State funds:		a. Forest Service	0
a. State bond proceeds		b. FEMA	0
b. Project Match		c. HUD	0
c. Motor Vehicle Registrations	252,836	d. Federal Transit Admin	0
d. Other (Specify) - DOLA Grant	0	e. U.S. Corps of Engineers	0
e. Other (Specify)	0	f. Other Federal	484,411
f. Total (a. through e.)	252,836	g. Total (a. through f.)	484,411
4. Total (1. + 2. + 3.f)	3,111,221	3. Total (1. + 2.g)	
			(Carry forward to page 1)

III. DISBURSEMENTS FOR ROAD AND STREET PURPOSES - DETAIL

	ON NATIONAL HIGHWAY SYSTEM (a)	OFF NATIONAL HIGHWAY SYSTEM (b)	TOTAL (c)
A.1. Capital outlay:			
a. Right-Of-Way Costs	0	52,381	52,381
b. Engineering Costs	0	427,048	427,048
c. Construction:			
(1). New Facilities	0	3,665,878	3,665,878
(2). Capacity Improvements	0	0	0
(3). System Preservation	0	2,693,987	2,693,987
(4). System Enhancement & Operation	0	169,799	169,799
(5). Total Construction (1) + (2) + (3) + (4)	0	6,529,664	6,529,664
d. Total Capital Outlay (Lines 1.a. + 1.b. + 1.c.5)	0	7,009,093	7,009,093
			(Carry forward to page 1)

Notes and Comments: