

Drivers' Guide for Pedestrians and Bicycles




How Should Drivers Interact with Cyclists?

In general, cyclists should follow the same laws as a car when they are riding on the street.

Signals

Familiarize yourself with hand signals that cyclists use for turning and lane change. Be careful because cyclists may not always use these signals.




Keep in Mind

Cyclists are required to yield at stop signs, but they do not have to come to a complete stop.

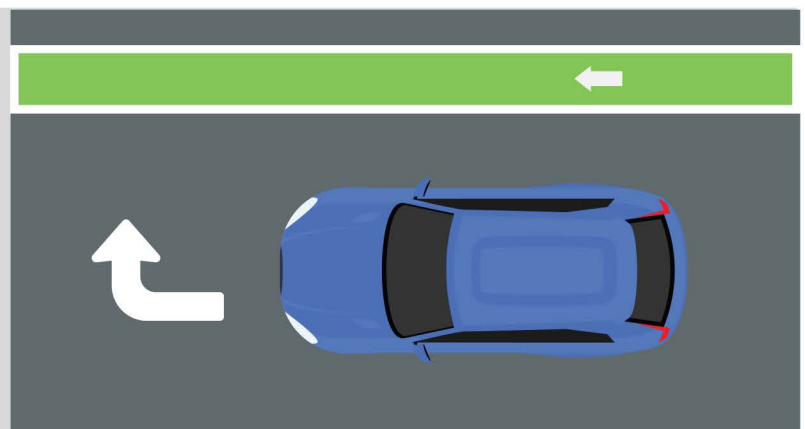


Cyclists must stop and yield at red lights, but they may proceed through a red light if no traffic is coming.



Be Careful When Turning Right

Check for cyclists behind and next to you, and signal your turn before proceeding.



Passing Cyclists

Passing Distance

When passing a cyclist, you must leave a minimum of 3 feet.

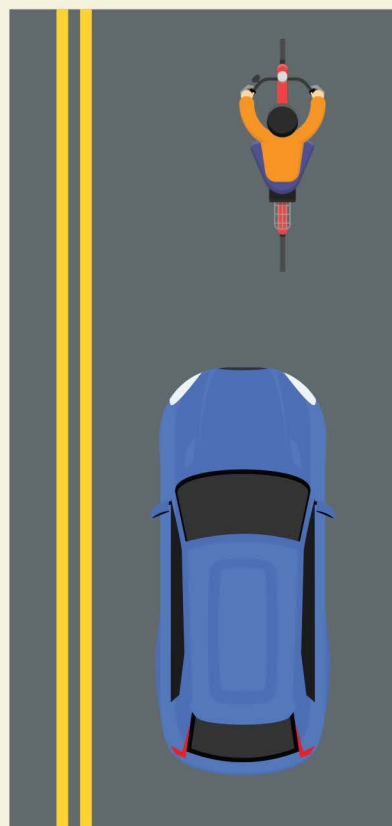


Cyclists typically stay to the right. However, a cyclists may use the whole lane if they choose.

Slow down and don't honk before passing.

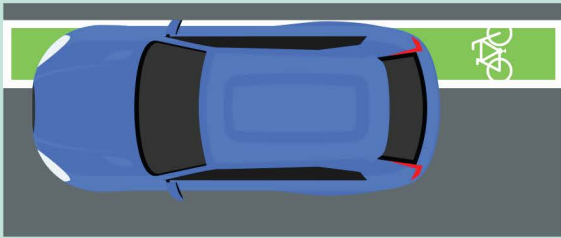
Passing on a Double Yellow

You may cross a double yellow to pass a cyclist and maintain a safe distance. However, you must be sure that it is done safely without interfering with, impeding, or endangering other traffic.



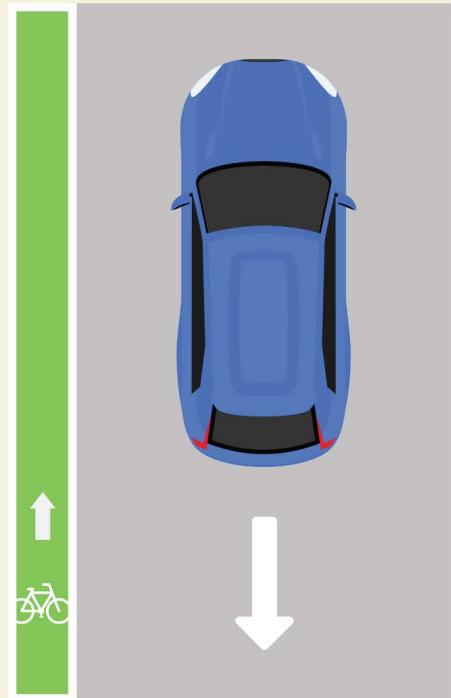
Do Not Park in Bicycle Lane

Do not park, stop, or wait in the bicycle lane.



Backing Out

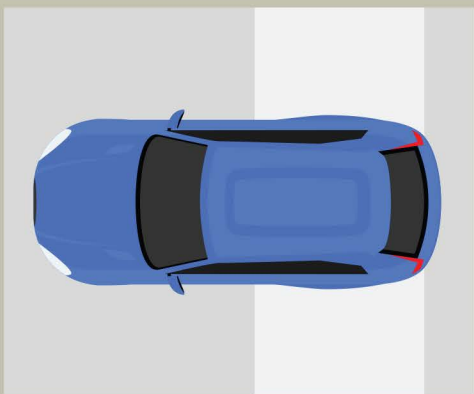
When pulling out of a parking spot or driveway, always look behind you and check for people walking or biking.



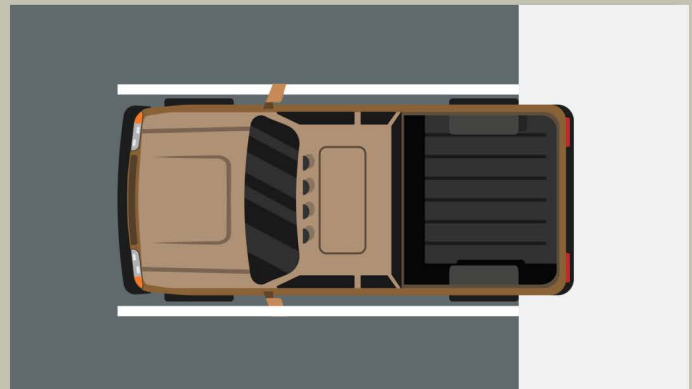
Before you open your door, look behind you and make sure that a cyclist is not going to hit your door.

Do Not Block the Sidewalk

Do not block the sidewalk when your car is parked in the driveway.

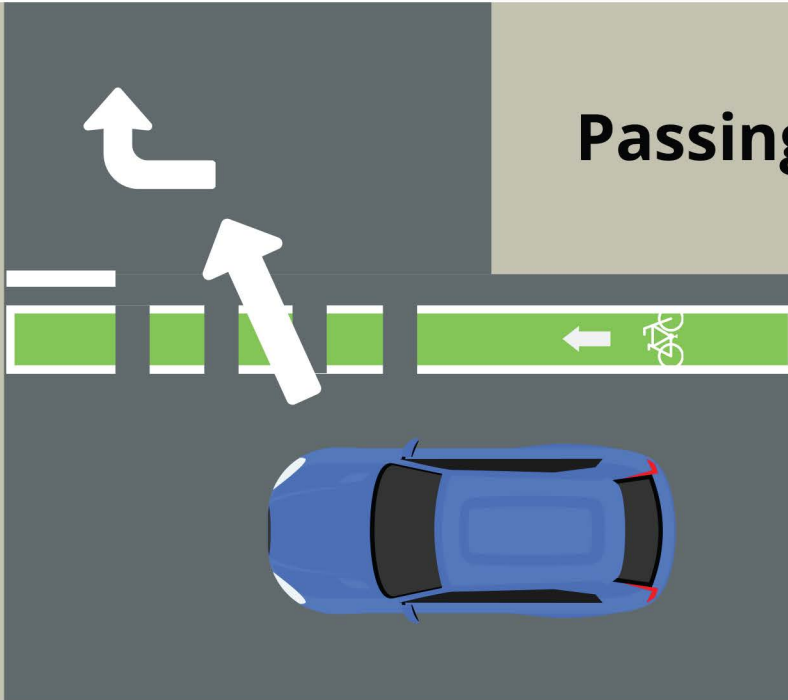


When parking a truck, do not back in so far that the bed is hanging over the sidewalk.



Crossing Crosswalks and Bicycles Lanes

Passing Through a Bike Lane

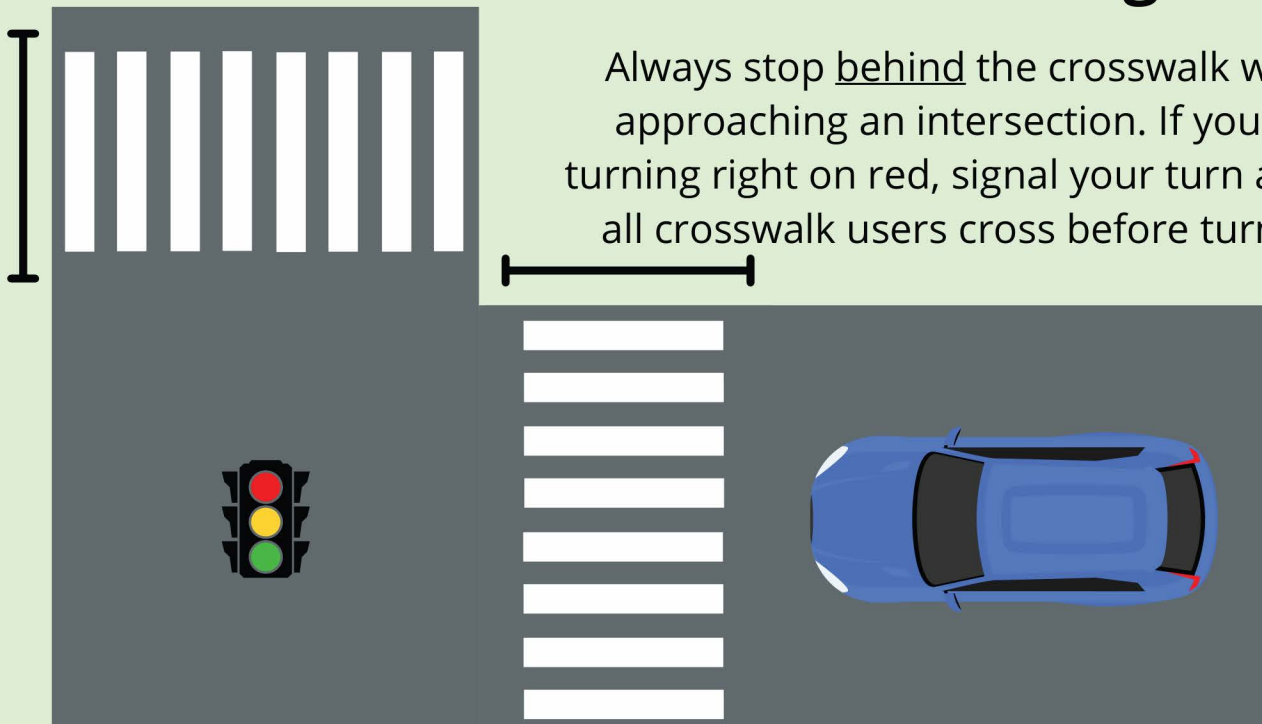


When you have to pass through a bike lane, treat it the same as any other lane of traffic. Signal a turn, look behind you and beside you, and then proceed across the bike lane. The conflict area may not be marked, but it is still continuous.

Be careful when turning right or left at a green light. Crosswalk users have the right of way, always check the crosswalk before turning.

Approaching Crosswalks at a Traffic Light

Always stop behind the crosswalk when approaching an intersection. If you are turning right on red, signal your turn and let all crosswalk users cross before turning.

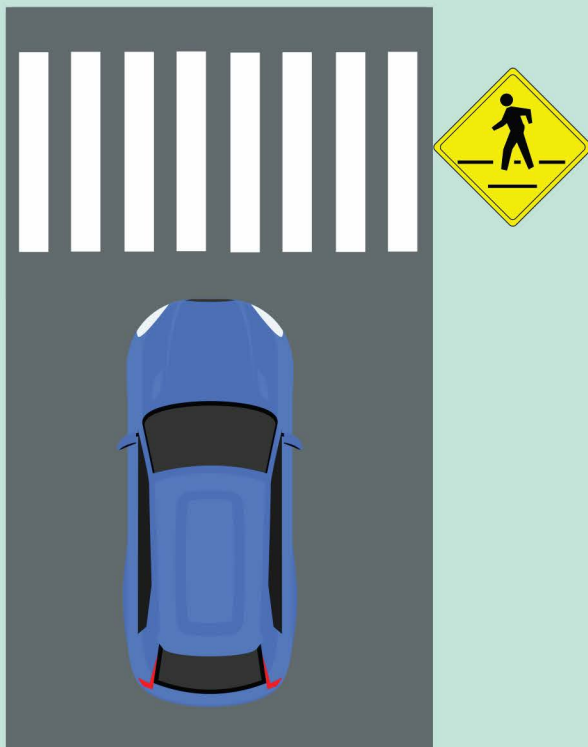


Crossing Crosswalks and Bicycles Lanes

5


Crosswalk, No Traffic Light

If there is a marked crosswalk, but no traffic light, stop or slow down for people in the crosswalk until they leave your half of the roadway.

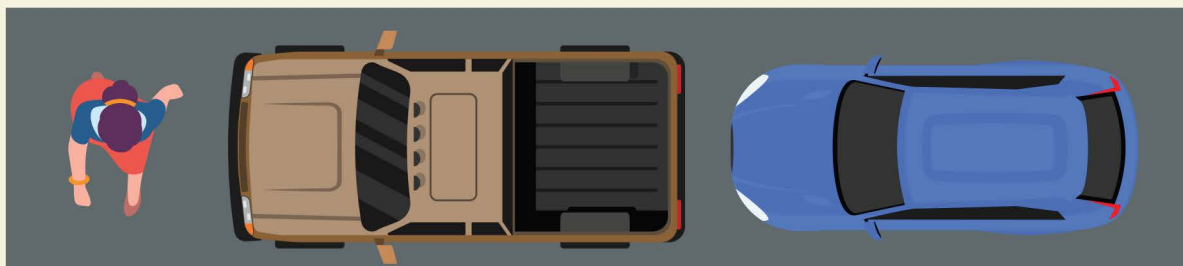


Pedestrian Crossing Without Crosswalk

Sometimes people cross the street without a crosswalk. This is a good time to breathe and practice patience.



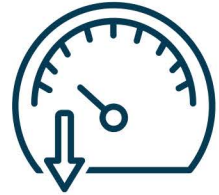
Do Not Try To Pass a Vehicle that Has Stopped to Let a Pedestrian Cross



General Tips for Drivers

1


Slow Down



Remember that cars are dangerous for pedestrians and cyclists. Lowering your speed increases the time you have to react, and reduces the risk of an injury or fatality.

2

Avoid Distractions



Distracted driving is very dangerous for everyone on the road. Always be aware of your surroundings. Never text while driving.

3

Share the Road



Remember that roads and streets are spaces that need to be shared between cars, bicycles, and pedestrians. Everybody has rights and responsibilities, and all road users need to have care and courtesy.