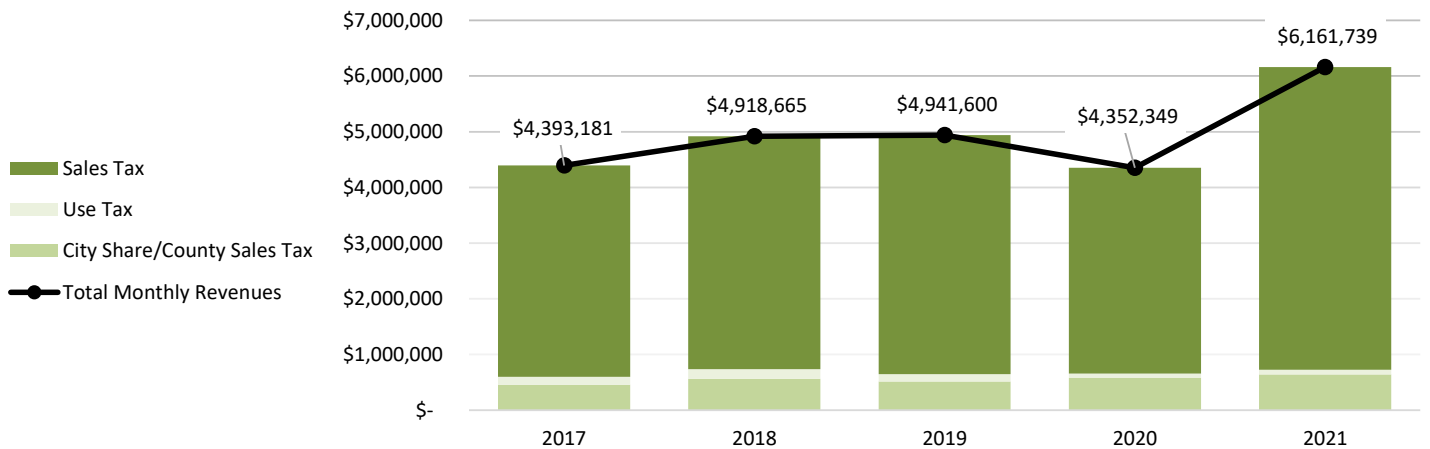


City of Grand Junction
Tax Revenue Report
April 2021 Report
Issued: May 17, 2021

Monthly Sales and Use Tax Revenues					
	Revenues		Budget		Prior Year
	Apr-21		Apr-21		Apr-20
Sales Tax	\$	5,437,520	\$	4,283,838	\$ 3,695,206
Use Tax	\$	81,607	\$	106,194	\$ 76,538
City Share/County Sales Tax	\$	642,612	\$	567,635	\$ 580,605
Total	\$	6,161,739	\$	4,957,667	\$ 4,352,349

	Revenues Compared To:		Budget		Prior	
Sales Tax	\$	1,153,682	26.9%	\$	1,742,314	47.2%
Use Tax	\$	(24,587)	-23.2%	\$	5,069	6.6%
City Share/County Sales Tax	\$	74,977	13.2%	\$	62,007	10.7%
Total	\$	1,204,072	24.3%	\$	1,809,390	41.6%

A Historical Perspective of Monthly Sales and Use Tax Revenues



	2017	2018	2019	2020	2021
Sales Tax	\$ 3,793,893	\$ 4,180,393	\$ 4,295,274	\$ 3,695,206	\$ 5,437,520
Use Tax	\$ 143,497	\$ 173,375	\$ 130,386	\$ 76,538	\$ 81,607
City Share/County Sales Tax	\$ 455,791	\$ 564,897	\$ 515,940	\$ 580,605	\$ 642,612
Total Monthly Revenues	\$ 4,393,181	\$ 4,918,665	\$ 4,941,600	\$ 4,352,349	\$ 6,161,739

Monthly <i>Restricted</i> Sales Tax Revenue					
	Revenues		Budget		Prior Year
	Apr-21		Apr-21		Apr-20
City Share/Public Safety Tax	\$	52,212	\$	51,131	\$ 46,027
First Responder Sales Tax	\$	988,478	\$	786,158	\$ 673,546
First Responder Use Tax	\$	14,838	\$	19,308	\$ 13,916

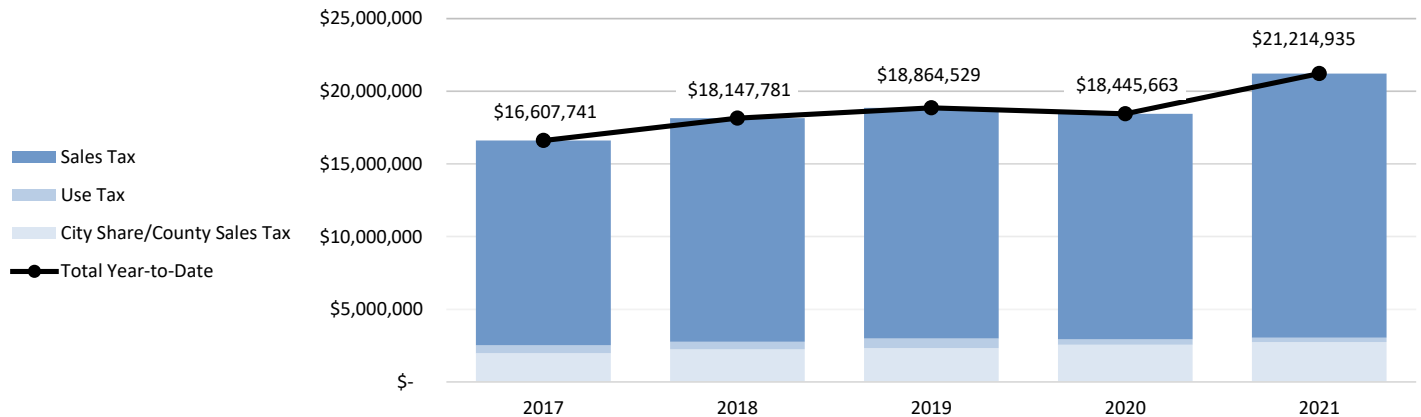
	Revenues Compared To:		Budget		Prior	
City Share/Public Safety Tax	\$	1,081	2.1%	\$	6,185	13.4%
First Responder Sales Tax	\$	202,320	25.7%	\$	314,932	46.8%
First Responder Use Tax	\$	(4,470)	-23.2%	\$	922	6.6%

City of Grand Junction
Tax Revenue Report
April 2021 Report
Issued: May 17, 2021

Year-to-Date Sales and Use Tax Revenues					
	Revenues		Budget		Prior Year
	YTD 2021		YTD 2021		YTD 2020
Sales Tax	\$	18,172,947	\$	16,379,271	\$ 15,514,085
Use Tax	\$	288,754	\$	413,567	\$ 378,961
City Share/County Sales Tax	\$	2,753,234	\$	2,465,746	\$ 2,552,617
Total	\$	21,214,935	\$	19,258,584	\$ 18,445,663

Revenues Compared To:		Budget		Prior	
Sales Tax	\$	1,793,676	11.0%	\$ 2,658,862	17.1%
Use Tax	\$	(124,813)	-30.2%	\$ (90,207)	-23.8%
City Share/County Sales Tax	\$	287,488	11.7%	\$ 200,617	7.9%
Total	\$	1,956,351	10.2%	\$ 2,769,272	15.0%

A Historical Perspective of Year-to-Date Sales and Use Tax Revenues



	2017	2018	2019	2020	2021
Sales Tax	\$ 14,095,003	\$ 15,375,399	\$ 15,884,365	\$ 15,514,085	\$ 18,172,947
Use Tax	\$ 533,475	\$ 528,033	\$ 646,245	\$ 378,961	\$ 288,754
City Share/County Sales Tax	\$ 1,979,263	\$ 2,244,349	\$ 2,333,919	\$ 2,552,617	\$ 2,753,234
Total Year-to-Date	\$ 16,607,741	\$ 18,147,781	\$ 18,864,529	\$ 18,445,663	\$ 21,214,935

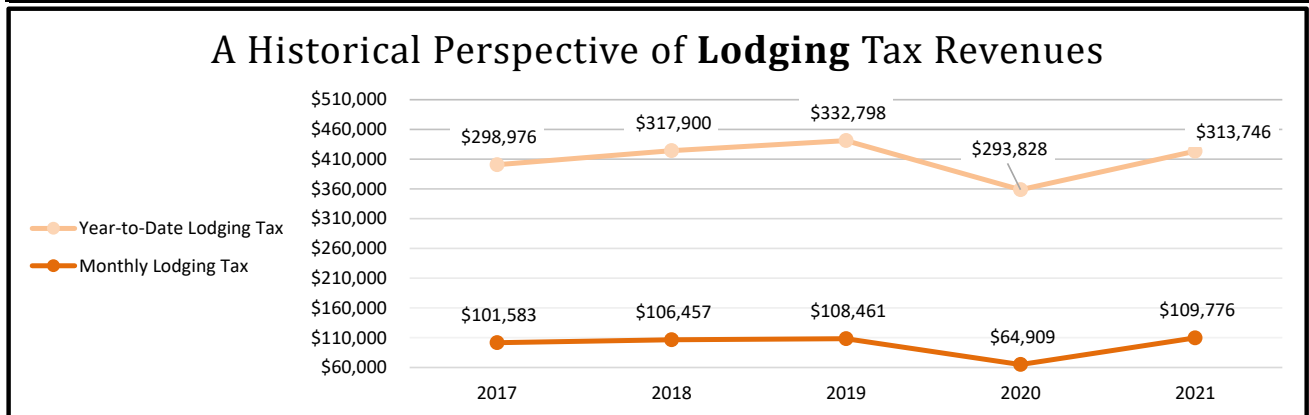
Year-to-Date <i>Restricted</i> Sales Tax Revenue					
	Revenues		Budget		Prior Year
	YTD 2021		YTD 2021		YTD 2020
City Share/Public Safety Tax	\$	221,181	\$	203,144	\$ 204,997
First Responder Sales Tax	\$	3,303,753	\$	3,005,877	\$ 1,878,203
First Responder Use Tax	\$	52,501	\$	75,194	\$ 38,477

Revenues Compared To:		Budget		Prior	
City Share/Public Safety Tax	\$	18,037	8.9%	\$ 16,184	7.9%
First Responder Sales Tax	\$	297,876	9.9%	\$ 1,425,550	75.9%
First Responder Use Tax	\$	(22,693)	-30.2%	\$ 14,024	36.4%

City of Grand Junction
Tax Revenue Report
April 2021 Report
Issued: May 17, 2021

Monthly Lodging Tax Revenues					
	Revenues		Budget		Prior Year
	Apr-21		Apr-21		Apr-20
Lodging Tax	\$	109,776	\$	95,920	\$ 71,160
Revenues Compared To:					
			Budget		Prior
Lodging Tax	\$		13,856	14.4%	\$ 38,616 54.3%

Year-to-Date Lodging Tax Revenues					
	Revenues		Budget		Prior Year
	YTD 2021		YTD 2021		YTD 2020
Lodging Tax	\$	313,746	\$	315,338	\$ 318,717
Revenues Compared To:					
			Budget		Prior
Lodging Tax	\$		(1,592)	-0.5%	\$ (4,971) -1.6%



	2017	2018	2019	2020	2021
Year-to-Date Lodging Tax	\$ 298,976	\$ 317,900	\$ 332,798	\$ 293,828	\$ 313,746
Monthly Lodging Tax	\$ 101,583	\$ 106,457	\$ 108,461	\$ 64,909	\$ 109,776

Monthly Lodging Tax Increase Revenue					
	Revenues		Budget		Prior Year
	Apr-21		Apr-21		Apr-20
Lodging Tax Increase	\$	113,537	\$	95,920	\$ 73,397
Revenues Compared To:					
			Budget		Prior
Lodging Tax Increase	\$		17,617	18.4%	\$ 40,140 54.7%

Year-to-Date Lodging Tax Increase Revenue					
	Revenues		Budget		Prior Year
	YTD 2021		YTD 2021		YTD 2020
Lodging Tax Increase	\$	321,029	\$	315,338	\$ 325,507
Revenues Compared To:					
			Budget		Prior
Lodging Tax Increase	\$		5,691	1.8%	\$ (4,478) -1.4%

Share of Lodging Tax Increase:

Partner	Apr-21	Year-To-Date
Visit Grand Junction	\$ 47,307	\$ 133,762
Air Alliance	28,384	80,257
Sports Commission	37,846	107,010
	<u>\$ 113,537</u>	<u>\$ 321,029</u>