

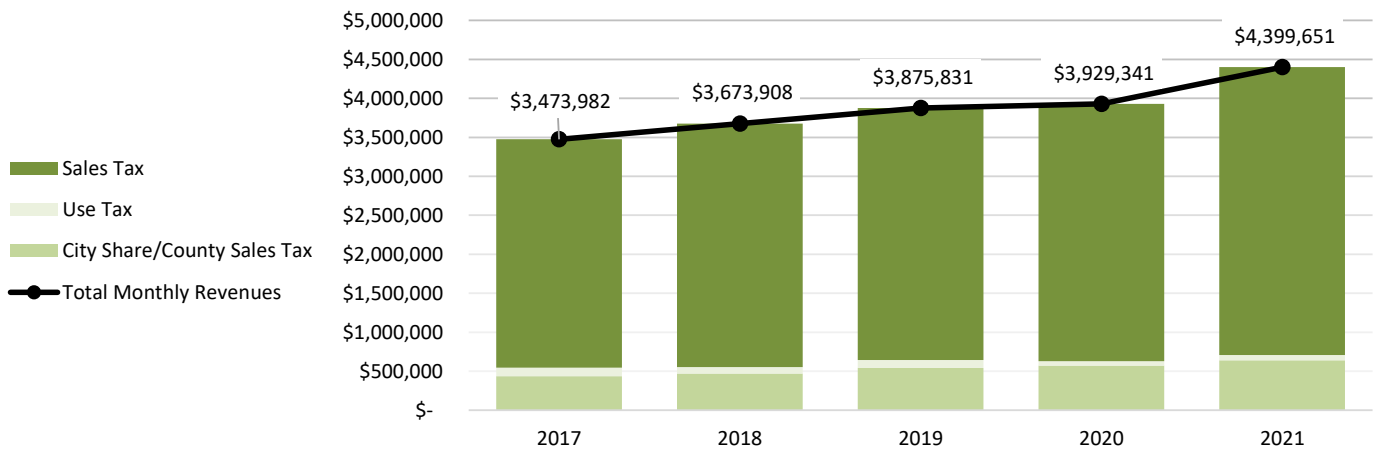
**City of Grand Junction**  
**Tax Revenue Report**  
March 2021 Report  
Issued: April 5, 2021

Monthly Sales and Use Tax Revenues					
	Revenues		Budget		Prior Year
	Mar-21		Mar-21		Mar-20
Sales Tax	\$	3,693,667	\$	3,400,466	\$ 3,299,997
Use Tax	\$	67,362	\$	69,823	\$ 58,060
City Share/County Sales Tax	\$	638,622	\$	547,982	\$ 571,284
<b>Total</b>	<b>\$</b>	<b>4,399,651</b>	<b>\$</b>	<b>4,018,271</b>	<b>\$ 3,929,341</b>

Revenues Compared To:		Budget		Prior	
Sales Tax	\$	293,201	8.6%	\$ 393,670	11.9%
Use Tax	\$	(2,461)	-3.5%	\$ 9,302	16.0%
City Share/County Sales Tax	\$	90,640	16.5%	\$ 67,338	11.8%
<b>Total</b>	<b>\$</b>	<b>381,380</b>	<b>9.5%</b>	<b>\$ 470,310</b>	<b>12.0%</b>

**A Historical Perspective of Monthly Sales and Use Tax Revenues**



	2017	2018	2019	2020	2021
Sales Tax	\$ 2,927,365	\$ 3,120,932	\$ 3,232,172	\$ 3,299,997	\$ 3,693,667
Use Tax	\$ 110,434	\$ 82,770	\$ 102,885	\$ 58,060	\$ 67,362
City Share/County Sales Tax	\$ 436,183	\$ 470,206	\$ 540,774	\$ 571,284	\$ 638,622
<b>Total Monthly Revenues</b>	<b>\$ 3,473,982</b>	<b>\$ 3,673,908</b>	<b>\$ 3,875,831</b>	<b>\$ 3,929,341</b>	<b>\$ 4,399,651</b>

Monthly <i>Restricted</i> Sales Tax Revenue					
	Revenues		Budget		Prior Year
	Mar-21		Mar-21		Mar-20
City Share/Public Safety Tax	\$	51,283	\$	42,560	\$ 45,936
First Responder Sales Tax	\$	671,508	\$	624,044	\$ 600,117
First Responder Use Tax	\$	12,248	\$	12,695	\$ 10,556

Revenues Compared To:		Budget		Prior	
City Share/Public Safety Tax	\$	8,723	20.5%	\$ 5,347	11.6%
First Responder Sales Tax	\$	47,464	7.6%	\$ 71,391	11.9%
First Responder Use Tax	\$	(447)	-3.5%	\$ 1,692	16.0%

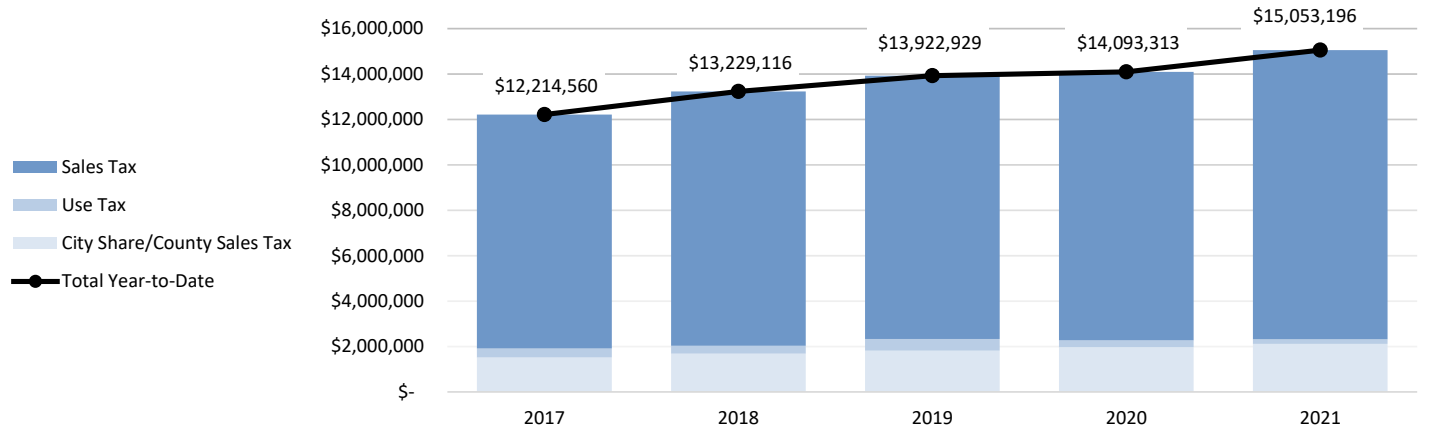
**City of Grand Junction**  
**Tax Revenue Report**  
March 2021 Report  
Issued: April 5, 2021

Year-to-Date Sales and Use Tax Revenues					
	Revenues		Budget		Prior Year
	YTD 2021		YTD 2021		YTD 2020
Sales Tax	\$	12,735,427	\$	12,095,433	\$ 11,818,879
Use Tax	\$	207,147	\$	307,373	\$ 302,422
City Share/County Sales Tax	\$	2,110,622	\$	1,898,111	\$ 1,972,012
<b>Total</b>	<b>\$</b>	<b>15,053,196</b>	<b>\$</b>	<b>14,300,917</b>	<b>\$ 14,093,313</b>

Revenues Compared To:		Budget		Prior	
Sales Tax	\$	639,994	5.3%	\$ 916,548	7.8%
Use Tax	\$	(100,226)	-32.6%	\$ (95,275)	-31.5%
City Share/County Sales Tax	\$	212,511	11.2%	\$ 138,610	7.0%
<b>Total</b>	<b>\$</b>	<b>752,279</b>	<b>5.3%</b>	<b>\$ 959,883</b>	<b>6.8%</b>

**A Historical Perspective of Year-to-Date Sales and Use Tax Revenues**



	2017	2018	2019	2020	2021
Sales Tax	\$ 10,301,111	\$ 11,195,006	\$ 11,589,091	\$ 11,818,879	\$ 12,735,427
Use Tax	\$ 389,978	\$ 354,658	\$ 515,859	\$ 302,422	\$ 207,147
City Share/County Sales Tax	\$ 1,523,471	\$ 1,679,452	\$ 1,817,979	\$ 1,972,012	\$ 2,110,622
<b>Total Year-to-Date</b>	<b>\$ 12,214,560</b>	<b>\$ 13,229,116</b>	<b>\$ 13,922,929</b>	<b>\$ 14,093,313</b>	<b>\$ 15,053,196</b>

Year-to-Date <i>Restricted</i> Sales Tax Revenue					
	Revenues		Budget		Prior Year
	YTD 2021		YTD 2021		YTD 2020
City Share/Public Safety Tax	\$	168,969	\$	152,013	\$ 158,970
First Responder Sales Tax	\$	2,315,275	\$	2,219,719	\$ 1,204,657
First Responder Use Tax	\$	37,663	\$	55,886	\$ 24,561

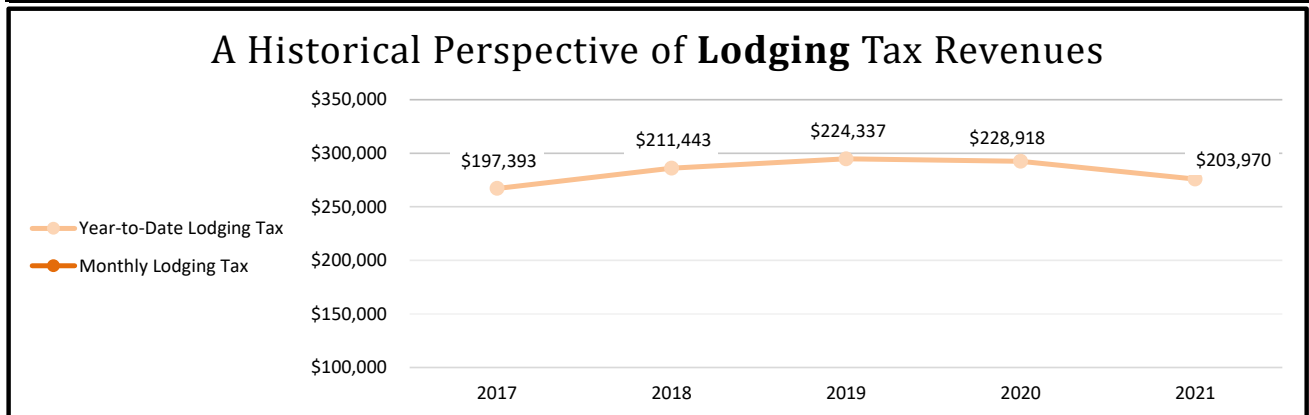
Revenues Compared To:		Budget		Prior	
City Share/Public Safety Tax	\$	16,956	11.2%	\$ 9,999	6.3%
First Responder Sales Tax	\$	95,556	4.3%	\$ 1,110,618	92.2%
First Responder Use Tax	\$	(18,223)	-32.6%	\$ 13,102	53.3%

**City of Grand Junction**  
**Tax Revenue Report**  
March 2021 Report  
Issued: April 5, 2021

Monthly Lodging Tax Revenues						
	Revenues		Budget		Prior Year	
	Mar-21		Mar-21		Mar-20	
Lodging Tax	\$	71,929	\$	71,535	\$	78,963
	<b>Revenues Compared To:</b>		<b>Budget</b>		<b>Prior</b>	
		Lodging Tax	\$	394	0.6%	\$ (7,034) -8.9%

Year-to-Date Lodging Tax Revenues						
	Revenues		Budget		Prior Year	
	YTD 2021		YTD 2021		YTD 2020	
Lodging Tax	\$	203,970	\$	219,418	\$	247,558
	<b>Revenues Compared To:</b>		<b>Budget</b>		<b>Prior</b>	
		Lodging Tax	\$	(15,448)	-7.0%	\$ (43,588) -17.6%



	2017	2018	2019	2020	2021
Year-to-Date Lodging Tax	\$ 197,393	\$ 211,443	\$ 224,337	\$ 228,918	\$ 203,970
Monthly Lodging Tax	\$ 69,707	\$ 74,558	\$ 70,491	\$ 63,470	\$ 71,929

Monthly Lodging Tax Increase Revenue						
	Revenues		Budget		Prior Year	
	Mar-21		Mar-21		Mar-20	
Lodging Tax Increase	\$	70,976	\$	71,535	\$	77,896
	<b>Revenues Compared To:</b>		<b>Budget</b>		<b>Prior</b>	
		Lodging Tax Increase	\$	(559)	-0.8%	\$ (6,920) -8.9%

Year-to-Date Lodging Tax Increase Revenue						
	Revenues		Budget		Prior Year	
	YTD 2021		YTD 2021		YTD 2020	
Lodging Tax Increase	\$	207,492	\$	219,418	\$	252,109
	<b>Revenues Compared To:</b>		<b>Budget</b>		<b>Prior</b>	
		Lodging Tax Increase	\$	(11,926)	-5.4%	\$ (44,617) -17.7%

**Share of Lodging Tax Increase:**

Partner	Mar-21	Year-To-Date
Visit Grand Junction	\$ 29,573	\$ 86,455
Air Alliance	17,744	51,873
Sports Commission	23,659	69,164
	<u>\$ 70,976</u>	<u>\$ 207,492</u>