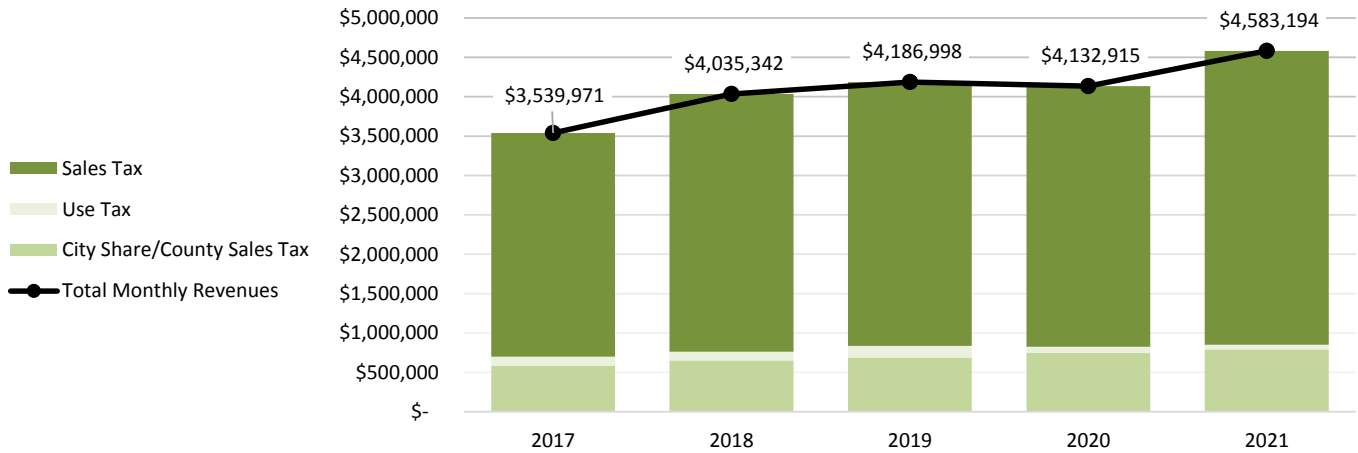


City of Grand Junction
Tax Revenue Report
February 2021 Report
Issued: March 11, 2021

Monthly Sales and Use Tax Revenues					
	Revenues		Budget		Prior Year
	Feb-21		Feb-21		Feb-20
Sales Tax	\$	3,732,000	\$	3,430,275	\$ 3,309,008
Use Tax	\$	57,482	\$	89,249	\$ 77,024
City Share/County Sales Tax	\$	793,712	\$	721,166	\$ 746,883
Total	\$	4,583,194	\$	4,240,690	\$ 4,132,915

	Revenues Compared To:		Budget		Prior	
Sales Tax	\$	301,725	8.8%	\$	422,992	12.8%
Use Tax	\$	(31,767)	-35.6%	\$	(19,542)	-25.4%
City Share/County Sales Tax	\$	72,546	10.1%	\$	46,829	6.3%
Total	\$	342,504	8.1%	\$	450,279	10.9%

A Historical Perspective of Monthly Sales and Use Tax Revenues



	2017	2018	2019	2020	2021
Sales Tax	\$ 2,839,591	\$ 3,274,007	\$ 3,349,304	\$ 3,309,008	\$ 3,732,000
Use Tax	\$ 117,678	\$ 111,199	\$ 149,526	\$ 77,024	\$ 57,482
City Share/County Sales Tax	\$ 582,702	\$ 650,136	\$ 688,168	\$ 746,883	\$ 793,712
Total Monthly Revenues	\$ 3,539,971	\$ 4,035,342	\$ 4,186,998	\$ 4,132,915	\$ 4,583,194

Monthly <i>Restricted</i> Sales Tax Revenue					
	Revenues		Budget		Prior Year
	Feb-21		Feb-21		Feb-20
City Share/Public Safety Tax	\$	63,493	\$	58,846	\$ 60,242
First Responder Sales Tax	\$	678,484	\$	629,514	\$ 604,540
First Responder Use Tax	\$	10,451	\$	16,227	\$ 14,004

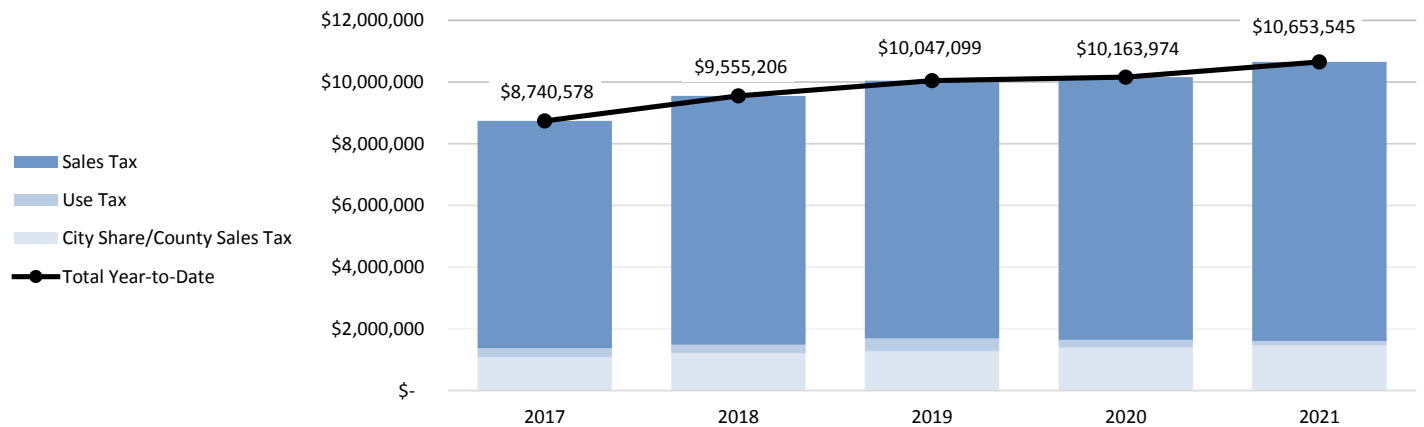
	Revenues Compared To:		Budget		Prior	
City Share/Public Safety Tax	\$	4,647	7.9%	\$	3,251	5.4%
First Responder Sales Tax	\$	48,970	7.8%	\$	73,944	12.2%
First Responder Use Tax	\$	(5,776)	-35.6%	\$	(3,553)	-25.4%

City of Grand Junction
Tax Revenue Report
February 2021 Report
Issued: March 11, 2021

Year-to-Date Sales and Use Tax Revenues					
	Revenues		Budget		Prior Year
	YTD 2021		YTD 2021		YTD 2020
Sales Tax	\$	9,041,760	\$	8,694,967	\$ 8,518,882
Use Tax	\$	139,785	\$	237,551	\$ 244,363
City Share/County Sales Tax	\$	1,472,000	\$	1,350,129	\$ 1,400,729
Total	\$	10,653,545	\$	10,282,647	\$ 10,163,974

Revenues Compared To:		Budget		Prior	
Sales Tax	\$	346,793	4.0%	\$ 522,878	6.1%
Use Tax	\$	(97,766)	-41.2%	\$ (104,578)	-42.8%
City Share/County Sales Tax	\$	121,871	9.0%	\$ 71,271	5.1%
Total	\$	370,898	3.6%	\$ 489,571	4.8%

A Historical Perspective of Year-to-Date Sales and Use Tax Revenues



	2017	2018	2019	2020	2021
Sales Tax	\$ 7,373,746	\$ 8,074,074	\$ 8,356,920	\$ 8,518,882	\$ 9,041,760
Use Tax	\$ 279,544	\$ 271,887	\$ 412,974	\$ 244,363	\$ 139,785
City Share/County Sales Tax	\$ 1,087,288	\$ 1,209,245	\$ 1,277,205	\$ 1,400,729	\$ 1,472,000
Total Year-to-Date	\$ 8,740,578	\$ 9,555,206	\$ 10,047,099	\$ 10,163,974	\$ 10,653,545

Year-to-Date <i>Restricted</i> Sales Tax Revenue					
	Revenues		Budget		Prior Year
	YTD 2021		YTD 2021		YTD 2020
City Share/Public Safety Tax	\$	117,685	\$	109,453	\$ 113,035
First Responder Sales Tax	\$	1,643,767	\$	1,595,675	\$ 604,540
First Responder Use Tax	\$	25,415	\$	43,191	\$ 14,004

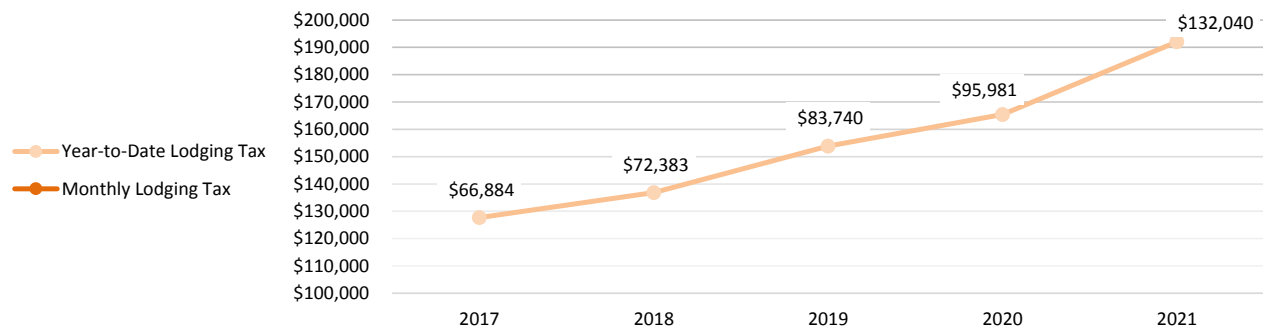
Revenues Compared To:		Budget		Prior	
City Share/Public Safety Tax	\$	8,232	7.5%	\$ 4,650	4.1%
First Responder Sales Tax	\$	48,092	3.0%	\$ 1,039,227	171.9%
First Responder Use Tax	\$	(17,776)	-41.2%	\$ 11,411	81.5%

City of Grand Junction
Tax Revenue Report
February 2021 Report
Issued: March 11, 2021

Monthly Lodging Tax Revenues					
	Revenues		Budget		Prior Year
	Feb-21		Feb-21		Feb-20
Lodging Tax	\$	59,997	\$	67,457	\$ 69,467
	Revenues Compared To:		Budget		Prior
		Lodging Tax	\$	(7,460) -11.1%	\$ (9,470) -13.6%

Year-to-Date Lodging Tax Revenues					
	Revenues		Budget		Prior Year
	YTD 2021		YTD 2021		YTD 2020
Lodging Tax	\$	132,040	\$	147,883	\$ 165,448
	Revenues Compared To:		Budget		Prior
		Lodging Tax	\$	(15,843) -10.7%	\$ (33,408) -20.2%

A Historical Perspective of Lodging Tax Revenues



	2017	2018	2019	2020	2021
Year-to-Date Lodging Tax	\$ 66,884	\$ 72,383	\$ 83,740	\$ 95,981	\$ 132,040
Monthly Lodging Tax	\$ 60,802	\$ 64,503	\$ 70,106	\$ 69,467	\$ 59,997

Monthly Lodging Tax Increase Revenue					
	Revenues		Budget		Prior Year
	Feb-21		Feb-21		Feb-20
Lodging Tax Increase	\$	62,014	\$	67,457	\$ 71,899
	Revenues Compared To:		Budget		Prior
		Lodging Tax Increase	\$	(5,443) -8.1%	\$ (9,885) -13.7%

Year-to-Date Lodging Tax Increase Revenue					
	Revenues		Budget		Prior Year
	YTD 2021		YTD 2021		YTD 2020
Lodging Tax Increase	\$	136,516	\$	147,883	\$ 170,994
	Revenues Compared To:		Budget		Prior
		Lodging Tax Increase	\$	(11,367) -7.7%	\$ (34,478) -20.2%

Share of Lodging Tax Increase:

Partner	Feb-21	Year-To-Date
Visit Grand Junction	\$ 25,839	\$ 56,882
Air Alliance	15,504	34,129
Sports Commission	20,671	45,505
	<u>\$ 62,014</u>	<u>\$ 136,516</u>