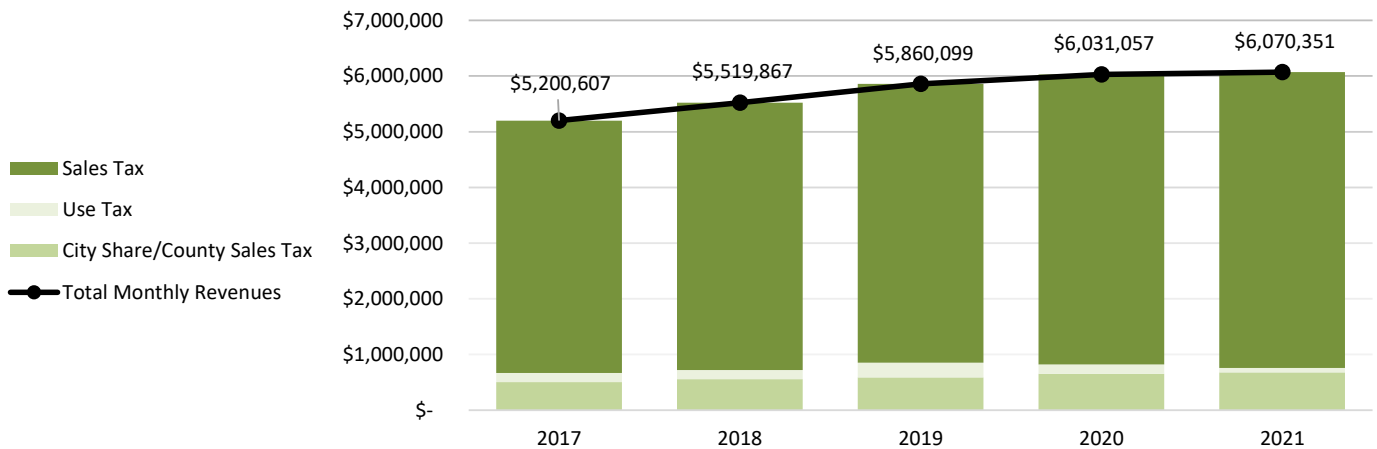


City of Grand Junction
Tax Revenue Report
January 2021 Report
Issued: February 3, 2021

Monthly Sales and Use Tax Revenues					
	Revenues		Budget		Prior Year
	Jan-21		Jan-21		Jan-20
Sales Tax	\$	5,309,760	\$	5,264,692	\$ 5,209,873
Use Tax	\$	82,303	\$	148,302	\$ 167,339
City Share/County Sales Tax	\$	678,288	\$	628,964	\$ 653,845
Total	\$	6,070,351	\$	6,041,958	\$ 6,031,057

Revenues Compared To:		Budget		Prior	
Sales Tax	\$	45,068	0.9%	\$ 99,887	1.9%
Use Tax	\$	(65,999)	-44.5%	\$ (85,036)	-50.8%
City Share/County Sales Tax	\$	49,324	7.8%	\$ 24,443	3.7%
Total	\$	28,393	0.5%	\$ 39,294	0.7%

A Historical Perspective of Monthly Sales and Use Tax Revenues



	2017	2018	2019	2020	2021
Sales Tax	\$ 4,534,155	\$ 4,800,068	\$ 5,007,615	\$ 5,209,873	\$ 5,309,760
Use Tax	\$ 161,866	\$ 160,689	\$ 263,447	\$ 167,339	\$ 82,303
City Share/County Sales Tax	\$ 504,586	\$ 559,110	\$ 589,037	\$ 653,845	\$ 678,288
Total Monthly Revenues	\$ 5,200,607	\$ 5,519,867	\$ 5,860,099	\$ 6,031,057	\$ 6,070,351

Monthly Restricted Sales Tax Revenue					
	Revenues		Budget		Prior Year
	Jan-21		Jan-21		Jan-20
City Share/Public Safety Tax	\$	54,192	\$	50,607	\$ 52,793
First Responder Sales Tax	\$	965,283	\$	966,161	\$ -
First Responder Use Tax	\$	14,964	\$	26,964	\$ 11,071

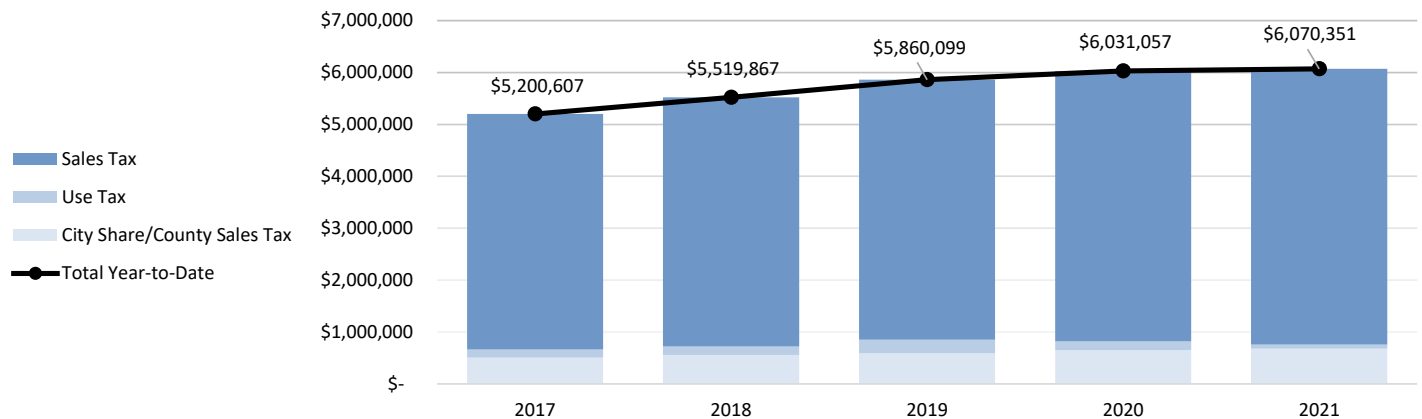
Revenues Compared To:		Budget		Prior	
City Share/Public Safety Tax	\$	3,585	7.1%	\$ 1,399	2.6%
First Responder Sales Tax	\$	(878)	-0.1%	\$ 965,283	n/a
First Responder Use Tax	\$	(12,000)	n/a	\$ 3,893	n/a

City of Grand Junction
Tax Revenue Report
January 2021 Report
Issued: February 3, 2021

Year-to-Date Sales and Use Tax Revenues					
	Revenues		Budget		Prior Year
	YTD 2021		YTD 2021		YTD 2020
Sales Tax	\$	5,309,760	\$	5,264,692	\$ 5,209,873
Use Tax	\$	82,303	\$	148,302	\$ 167,339
City Share/County Sales Tax	\$	678,288	\$	628,964	\$ 653,845
Total	\$	6,070,351	\$	6,041,958	\$ 6,031,057

Revenues Compared To:		Budget		Prior	
Sales Tax	\$	45,068	0.9%	\$ 99,887	1.9%
Use Tax	\$	(65,999)	-44.5%	\$ (85,036)	-50.8%
City Share/County Sales Tax	\$	49,324	7.8%	\$ 24,443	3.7%
Total	\$	28,393	0.5%	\$ 39,294	0.7%

A Historical Perspective of Year-to-Date Sales and Use Tax Revenues



	2017	2018	2019	2020	2021
Sales Tax	\$ 4,534,155	\$ 4,800,068	\$ 5,007,615	\$ 5,209,873	\$ 5,309,760
Use Tax	\$ 161,866	\$ 160,689	\$ 263,447	\$ 167,339	\$ 82,303
City Share/County Sales Tax	\$ 504,586	\$ 559,110	\$ 589,037	\$ 653,845	\$ 678,288
Total Year-to-Date	\$ 5,200,607	\$ 5,519,867	\$ 5,860,099	\$ 6,031,057	\$ 6,070,351

Year-to-Date <i>Restricted</i> Sales Tax Revenue					
	Revenues		Budget		Prior Year
	YTD 2021		YTD 2021		YTD 2020
City Share/Public Safety Tax	\$	54,192	\$	50,607	\$ 52,793
First Responder Sales Tax	\$	965,283	\$	966,161	\$ -
First Responder Use Tax	\$	14,964	\$	26,964	\$ -

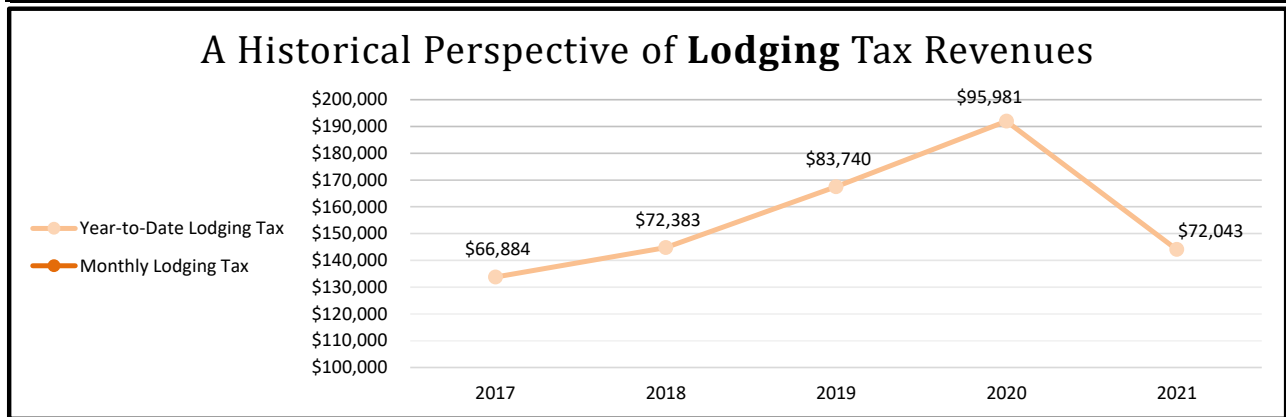
Revenues Compared To:		Budget		Prior	
City Share/Public Safety Tax	\$	3,585	7.1%	\$ 1,399	2.6%
First Responder Sales Tax	\$	(878)	-0.1%	n/a	n/a
First Responder Use Tax	\$	(12,000)	n/a	n/a	n/a



**City of Grand Junction
Tax Revenue Report
January 2021 Report
Issued: February 3, 2021**

Monthly Lodging Tax Revenues					
	Revenues		Budget		Prior Year
	Jan-21		Jan-21		Jan-20
Lodging Tax	\$	72,043	\$	80,426	\$ 95,981
	Revenues Compared To:		Budget		Prior
		Lodging Tax	\$ (8,383)	-10.4%	\$ (23,938) -24.9%

Year-to-Date Lodging Tax Revenues					
	Revenues		Budget		Prior Year
	YTD 2021		YTD 2021		YTD 2020
Lodging Tax	\$	72,043	\$	80,426	\$ 95,981
	Revenues Compared To:		Budget		Prior
		Lodging Tax	\$ (8,383)	-10.4%	\$ (23,938) -24.9%



	2017	2018	2019	2020	2021
Year-to-Date Lodging Tax	\$ 66,884	\$ 72,383	\$ 83,740	\$ 95,981	\$ 72,043
Monthly Lodging Tax	\$ 66,884	\$ 72,383	\$ 83,740	\$ 95,981	\$ 72,043

Monthly Lodging Tax Increase Revenue					
	Revenues		Budget		Prior Year
	Jan-21		Jan-21		Jan-20
Lodging Tax Increase	\$	74,502	\$	80,426	\$ 99,096
	Revenues Compared To:		Budget		Prior
		Lodging Tax Increase	\$ (5,924)	-7.4%	\$ (24,594) -24.8%

Year-to-Date Lodging Tax Increase Revenue					
	Revenues		Budget		Prior Year
	YTD 2021		YTD 2021		YTD 2020
Lodging Tax Increase	\$	74,502	\$	80,426	\$ 99,096
	Revenues Compared To:		Budget		Prior
		Lodging Tax Increase	\$ (5,924)	-7.4%	\$ (24,594) -24.8%

Share of Lodging Tax Increase:

Partner	Jan-21	Year-To-Date
Visit Grand Junction	\$ 31,045	\$ 31,045
Air Alliance	18,626	18,626
Sports Commission	24,832	24,832
	<u>\$ 74,502</u>	<u>\$ 74,502</u>