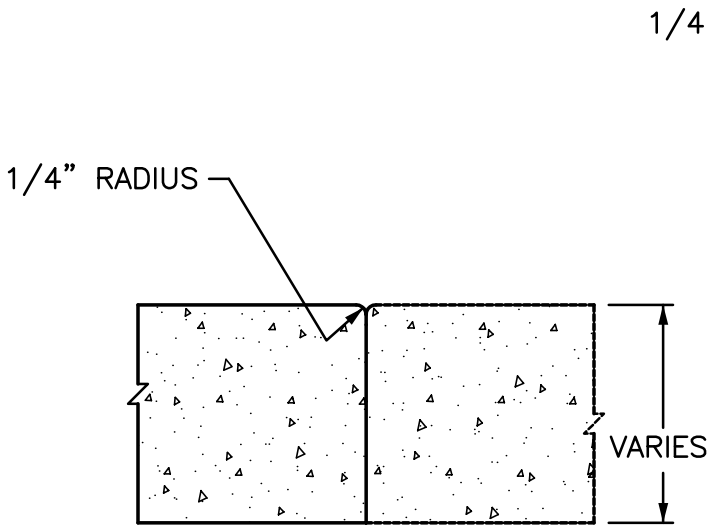


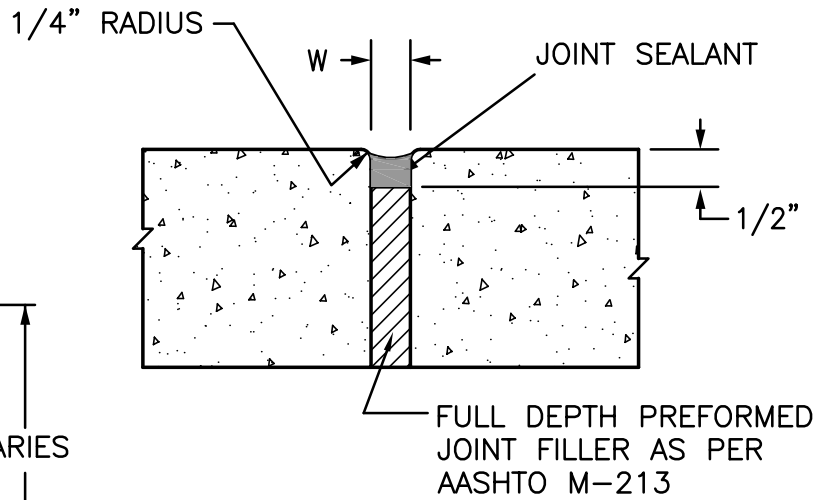
EXPANSION JOINTS SHALL BE PLACED AT THE ENDS OF CURB RADII AND AT INTERVALS OF NOT MORE THAN 500'.

W = 3/4" FOR EXPANSION JOINTS  
1/2" FOR ISOLATION JOINTS

SEE SECTION 705.01 OF THE STANDARD SPECS. FOR ROAD AND BRIDGE CONSTRUCTION FOR APPROVED JOINT SEALANTS. SEALANT COLOR SHALL MATCH CONCRETE



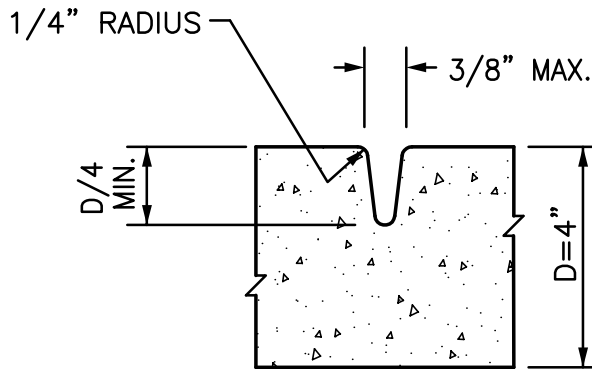
UNDOWELED CONSTRUCTION OR BUTT JOINT



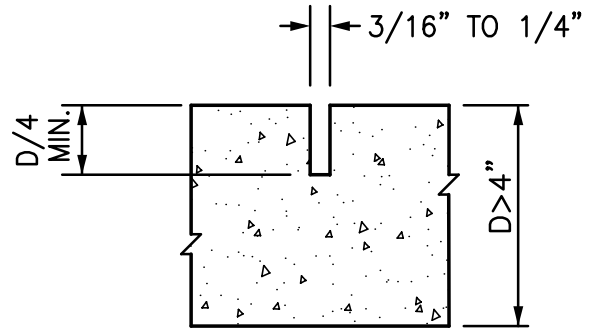
UNDOWELED EXPANSION OR ISOLATION JOINT

CONTRACTION JOINT SPACING

- 5' MINIMUM
- 10' STANDARD
- 10' MAXIMUM



TOOLED JOINT



SAWED JOINT

TRANSVERSE CONTRACTION JOINTS

JOINT DETAILS FOR CURB, GUTTER, SIDEWALK AND DRIVEWAY APPROACHES

N:\Cadd\CITY STANDARDS\STANDARD DRAWING DETAILS\2007-Concrete Details REV 5-10-07.dwg, C-06, 6/18/2007 10:32:31 AM