

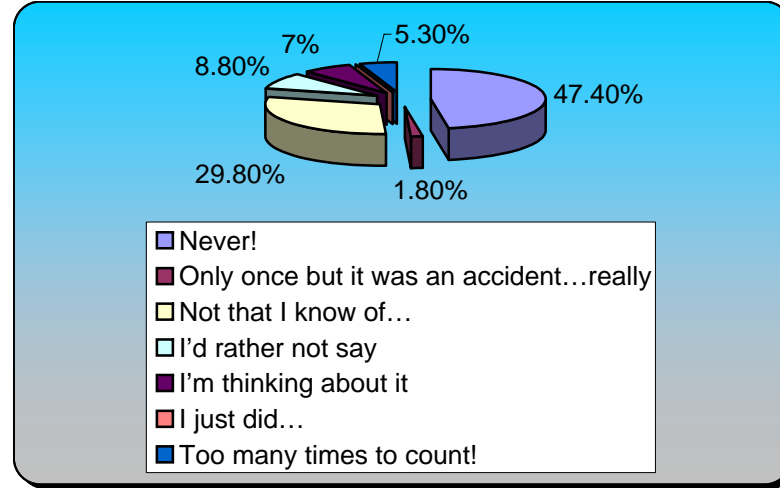
Turning Graphical Results by Question

Central Orchard Mesa

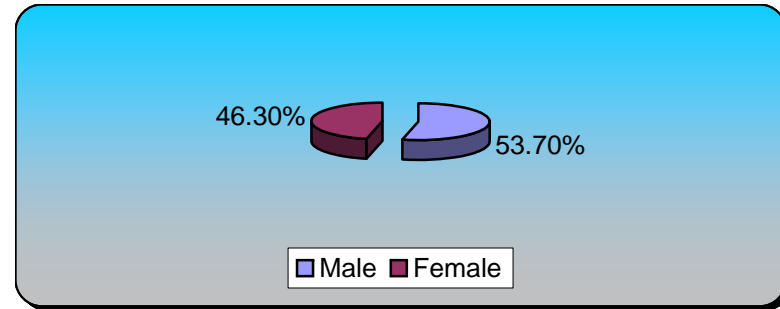
Session Name: New Session 3-5-2008 5-21 PM

Created: 3/10/2008 2:36 PM

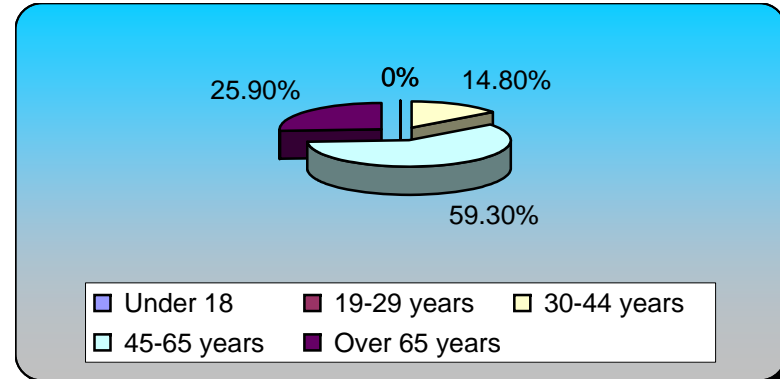
1.) Have you ever cheated on your taxes?	Responses	
Never!	27	47.37%
Only once but it was an accident...really	1	1.75%
Not that I know of...	17	29.82%
I'd rather not say	5	8.77%
I'm thinking about it	4	7.02%
I just did...	0	0%
Too many times to count!	3	5.26%
Totals	57	100%



2.) Are you ...	Responses	
Male	29	53.70%
Female	25	46.30%
Totals	54	100%



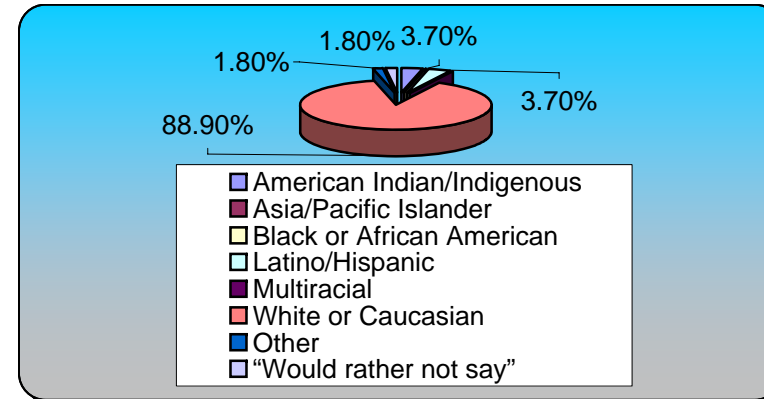
3.) What is your age?	Responses	
Under 18	0	0%
19-29 years	0	0%
30-44 years	8	14.81%
45-65 years	32	59.26%
Over 65 years	14	25.93%
Totals	54	100%



4.) How do you identify yourself?

Responses

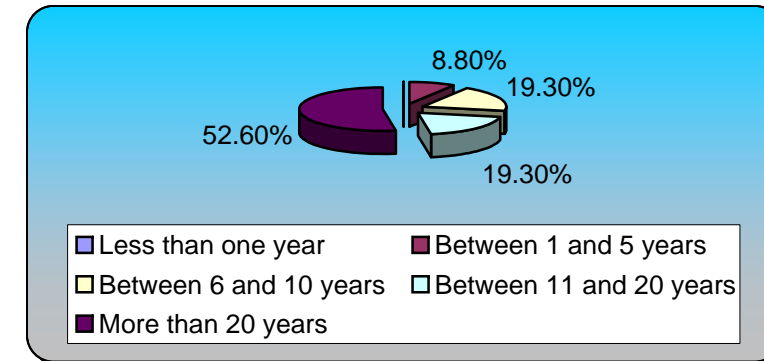
American Indian/Indigenous	2	3.70%
Asia/Pacific Islander	0	0%
Black or African American	0	0%
Latino/Hispanic	2	3.70%
Multiracial	0	0%
White or Caucasian	48	88.89%
Other	1	1.85%
"Would rather not say"	1	1.85%
Totals	54	100%



5.) How long have you lived in the Grand Junction area?

Responses

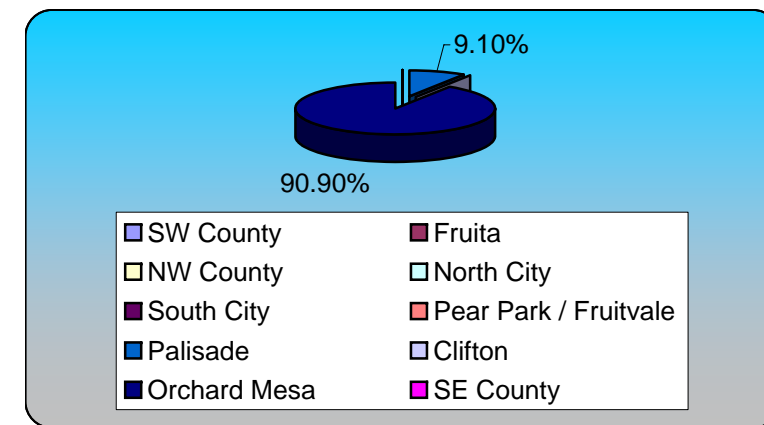
Less than one year	0	0%
Between 1 and 5 years	5	8.77%
Between 6 and 10 years	11	19.30%
Between 11 and 20 years	11	19.30%
More than 20 years	30	52.63%
Totals	57	100%



6.) Where do you live?

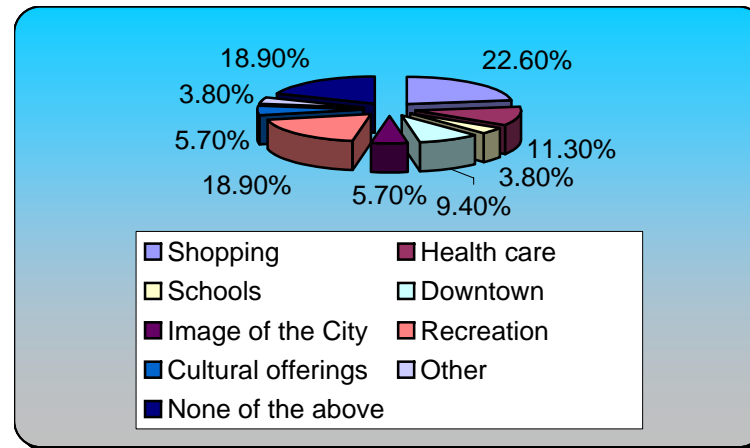
Responses

SW County	0	0%
Fruita	0	0%
NW County	0	0%
North City	0	0%
South City	0	0%
Pear Park / Fruitvale	0	0%
Palisade	1	9.09%
Clifton	0	0%
Orchard Mesa	10	90.91%
SE County	0	0%
Totals	11	100%



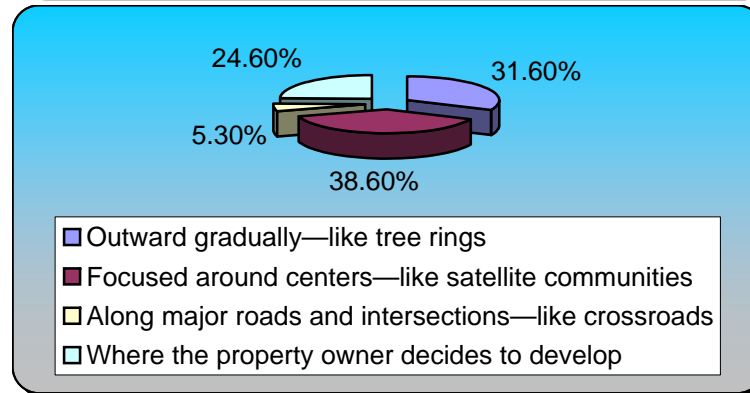
7.) Which of the following has MOST improved during the last 10 years?

	Responses	
Shopping	12	22.64%
Health care	6	11.32%
Schools	2	3.77%
Downtown	5	9.43%
Image of the City	3	5.66%
Recreation	10	18.87%
Cultural offerings	3	5.66%
Other	2	3.77%
None of the above	10	18.87%
Totals	53	100%



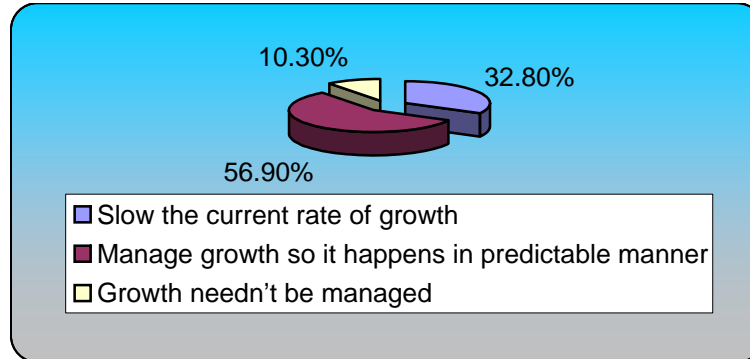
8.) Assuming the Grand Junction area continues to grow, how would you generally prefer to see growth happen?

	Responses	
Outward gradually—like tree rings	18	31.58%
Focused around centers—like satellite communities	22	38.60%
Along major roads and intersections—like crossroads	3	5.26%
Where the property owner decides to develop	14	24.56%
Totals	57	100%



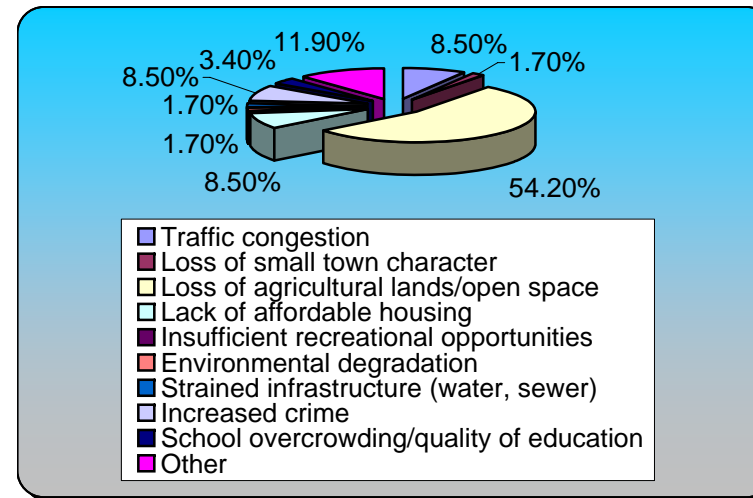
9.) Do you think the City of Grand Junction and Mesa County should take measures to:

	Responses	
Slow the current rate of growth	19	32.76%
Manage growth so it happens in predictable manner	33	56.90%
Growth needn't be managed	6	10.34%
Totals	58	100%



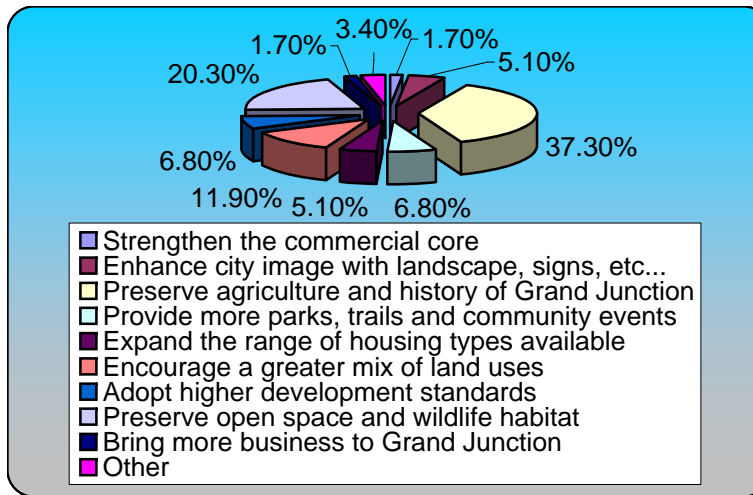
10.) Which of the following is your BIGGEST CONCERN about the Orchard Mesa area today?

	Responses	
Traffic congestion	5	8.47%
Loss of small town character	1	1.69%
Loss of agricultural lands/open space	32	54.24%
Lack of affordable housing	5	8.47%
Insufficient recreational opportunities	0	0%
Environmental degradation	1	1.69%
Strained infrastructure (water, sewer)	1	1.69%
Increased crime	5	8.47%
School overcrowding/quality of education	2	3.39%
Other	7	11.86%
Totals	59	100%



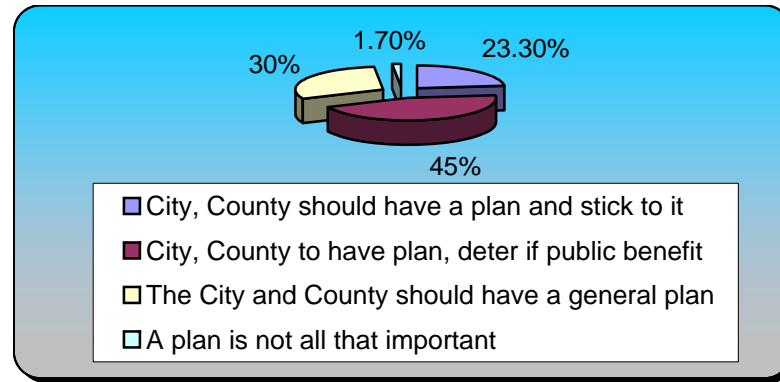
11.) What do you see as the HIGHEST PRIORITY for Orchard Mesa area over the next ten years?

	Responses	
Strengthen the commercial core	1	1.69%
Enhance city image with landscape, signs, etc...	3	5.08%
Preserve agriculture and history of Grand Junction	22	37.29%
Provide more parks, trails and community events	4	6.78%
Expand the range of housing types available	3	5.08%
Encourage a greater mix of land uses	7	11.86%
Adopt higher development standards	4	6.78%
Preserve open space and wildlife habitat	12	20.34%
Bring more business to Grand Junction	1	1.69%
Other	2	3.39%
Totals	59	100%



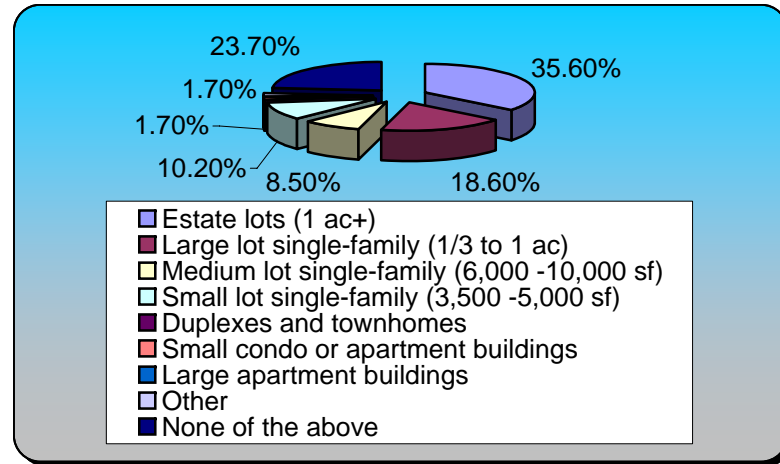
12.) Regarding Planning and decision-making (e.g. approving developments) for this sub-area, which of the following BEST represents your feelings:

	Responses	
City, County should have a plan and stick to it	14	23.33%
City, County to have plan, deter if public benefit	27	45%
The City and County should have a general plan	18	30%
A plan is not all that important	1	1.67%
Totals	60	100%



13.) For which of the following residential types do you think the Orchard Mesa area has the greatest need today:

	Responses	
Estate lots (1 ac+)	21	35.59%
Large lot single-family (1/3 to 1 ac)	11	18.64%
Medium lot single-family (6,000 -10,000 sf)	5	8.47%
Small lot single-family (3,500 -5,000 sf)	6	10.17%
Duplexes and townhomes	0	0%
Small condo or apartment buildings	1	1.69%
Large apartment buildings	0	0%
Other	1	1.69%
None of the above	14	23.73%
Totals	59	100%



14.) For which of the following residential types do you think the Orchard Mesa area has the greatest need for the next generation:

	Responses	
Estate lots (1 ac+)	18	31.03%
Large lot single-family (1/3 to 1 ac)	14	24.14%
Medium lot single-family (6,000 -10,000 sf)	7	12.07%
Small lot single-family (3,500 -5,000 sf)	4	6.90%
Duplexes and townhomes	2	3.45%
Small condo or apartment buildings	1	1.72%
Large apartment buildings	0	0%
Other	3	5.17%
None of the above	9	15.52%
Totals	58	100%

