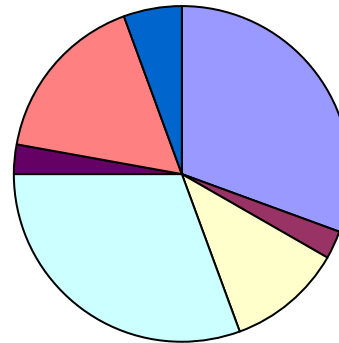


Comprehensive Plan Survey Results: Downtown Grand Junction

What would encourage you to go to downtown more often?

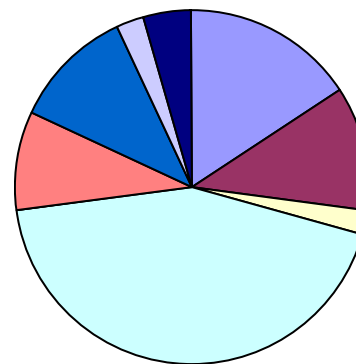
nothing, just right	30.6%
additional parking	2.8%
more stores	11.1%
more variety in merchandise	30.6%
better displays	2.8%
more community events	16.7%
more crime prevention	5.6%
N = 36	



- nothing, just right
- additional parking
- more stores
- more variety in merchandise
- better displays
- more community events
- more crime prevention

Regarding the core downtown, which of the following would you MOST like to see?

more downtown living	15.9%
historic preservation	11.4%
more jobs	2.3%
more mixed use	43.2%
more parking	0.0%
parks and green space	9.1%
extended pedestrian mall	11.4%
larger conference facility	2.3%
other	4.5%
N = 44	



- more downtown living
- historic preservation
- more jobs
- more mixed use
- more parking
- parks and green space
- extended pedestrian mall
- larger conference facility
- other

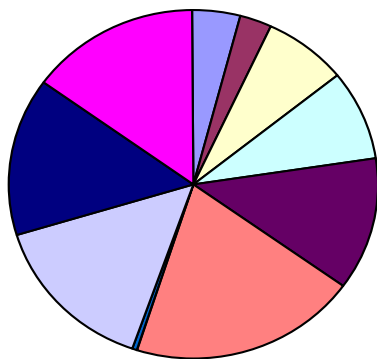


Comprehensive Plan Survey Results: Downtown Grand Junction (cont.)

What do you see as the HIGHEST PRIORITY for GJ over the next 10 years?

strengthen the downtown	4.2%
enhance city image with landscape, signs, etc.	3.0%
preserve the agricultural history	7.7%
provide more parks, trails, community events	8.3%
expand the range of housing types available	12.5%
encourage a greater mix of land uses	20.2%
attract tourists	0.6%
adopt higher development standards	15.5%
preserve OS and wildlife habitat	14.9%
bring more businesses to GJ	15.5%

N = 168

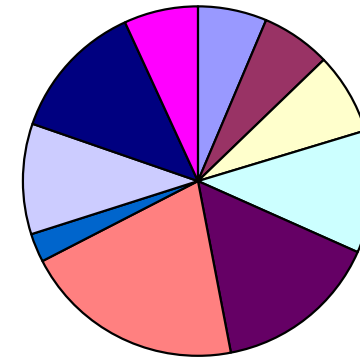


- strengthen the downtown
- enhance city image
- preserve the ag history
- more parks / open space
- expand housing types
- greater mix of land uses
- attract tourists
- development standards
- preserve wildlife habitat
- business development

What do you see as the SECOND HIGHEST PRIORITY for GJ over the next 10 years?

strengthen the downtown	6.4%
enhance city image with landscape, signs, etc.	6.4%
preserve the agricultural history	7.6%
provide more parks, trails, community events	11.6%
expand the range of housing types available	15.1%
encourage a greater mix of land uses	20.9%
attract tourists	2.3%
adopt higher development standards	10.5%
preserve OS and wildlife habitat	12.8%
bring more businesses to GJ	7.0%

N = 172

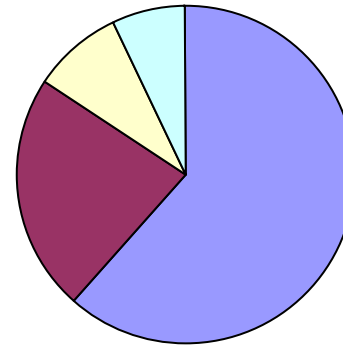


Comprehensive Plan Survey Results: Housing Issues

Do you think there is an adequate amount of affordable housing for moderate income workers in GJ?

significant problem	61.4%
moderate problem	22.7%
slight problem	9.1%
not a problem	6.8%

N = 44

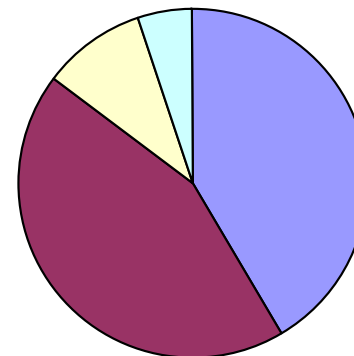


- significant problem
- moderate problem
- slight problem
- not a problem

Do you feel that there is enough variety in the types of housing to accommodate all lifestyles?

significant problem	41.5%
moderate problem	43.9%
slight problem	9.8%
not a problem	4.9%

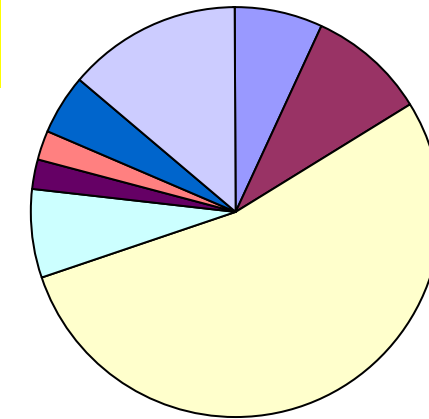
N = 41



Comprehensive Plan Survey Results: Housing Issues (cont.)

To make housing more affordable, which of the following would you most support?

affordable housing set aside	7.0%
annex and zone more land	9.3%
encourage higher density	53.5%
offer developers fee waivers	7.0%
Direct City subsidy	2.3%
Employer assist hsg.	2.3%
more mobile homes	4.7%
No City action	14.0%

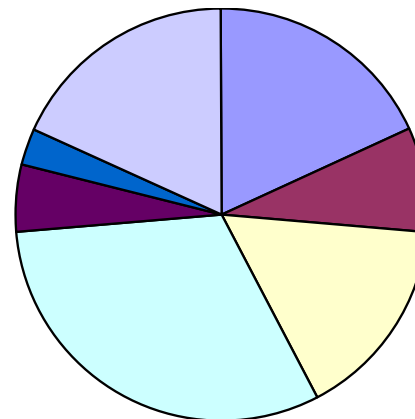


- affordable housing set aside
- annex and zone more land
- encourage higher density
- offer developers fee waivers
- Direct City subsidy
- Employer assist hsg.
- more mobile homes
- No City action

N = 43

To make housing more affordable, which of the following would be your SECOND CHOICE?

affordable housing set aside	18.4%
annex and zone more land	7.9%
encourage higher density	15.8%
offer developers fee waivers	31.6%
Direct City subsidy	5.3%
Employer assist hsg.	0.0%
more mobile homes	2.6%
No City action	18.4%



N = 38



Comprehensive Plan Survey Results: Housing Issues (cont.)

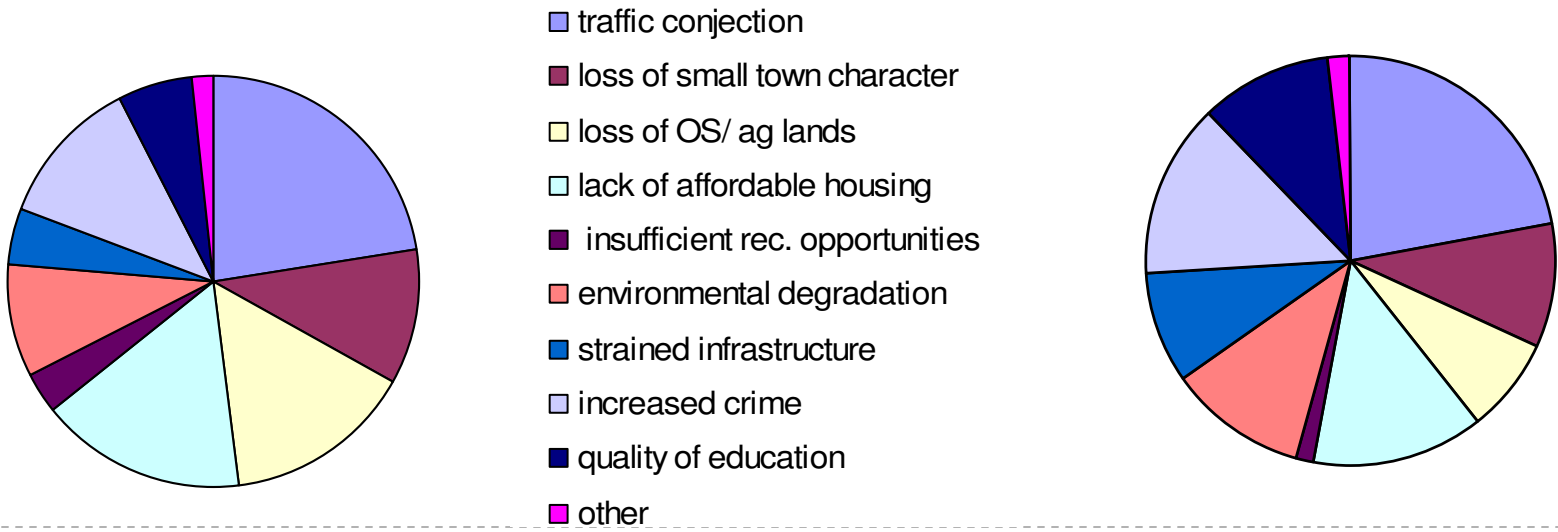
N = 168

Which of the following is your **BIGGEST CONCERN** about the city today?

traffic congestion	23.2%
loss of small town character	10.7%
loss of OS/ agricultural lands	15.5%
lack of affordable housing	16.7%
insufficient rec. opportunities	3.6%
environmental degradation	8.9%
strained infrastructure	4.8%
increased crime	11.9%
quality of education	6.0%
other	1.8%

Which of the following is your **SECOND BIGGEST** concern about the city today?

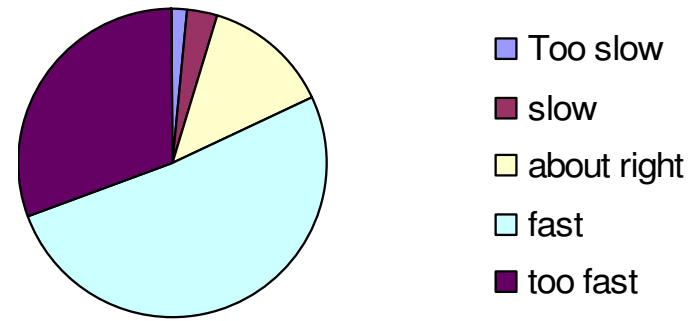
traffic congestion	22.6%
loss of small town character	10.1%
loss of OS/ agricultural lands	7.7%
lack of affordable housing	13.7%
insufficient rec. opportunities	1.2%
environmental degradation	11.3%
strained infrastructure	8.9%
increased crime	14.3%
school overcrowding/ quality of education	10.7%
other	1.8%



Comprehensive Plan Survey Results: Growth Management

How would you rate GJ's growth over the past five years?

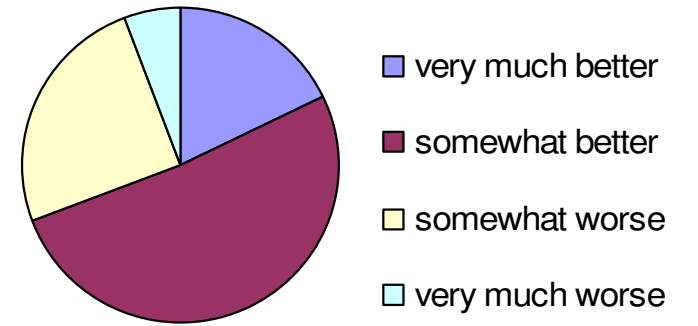
Too slow	1.7%
slow	2.9%
about right	13.4%
fast	51.2%
too fast	30.8%



N = 172

During the time you've lived here, in general, do you think GJ has become:

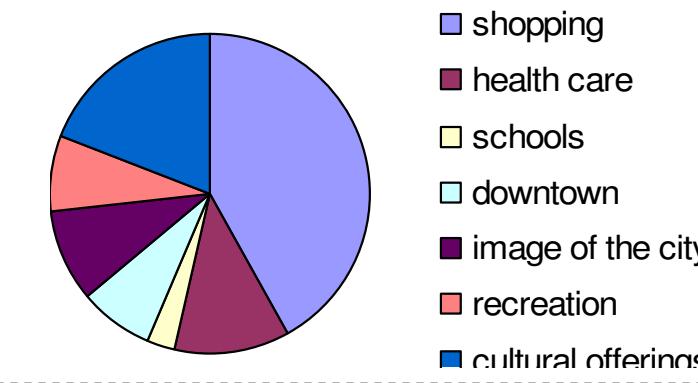
very much better	17.8%
somewhat better	51.5%
somewhat worse	24.9%
very much worse	5.9%



N = 169

Which of the following has MOST improved during the past 10 years?

shopping	42.4%
health care	11.8%
schools	2.9%
downtown	7.6%
image of the city	9.4%
recreation	7.6%
cultural offerings	19.4%



N = 170

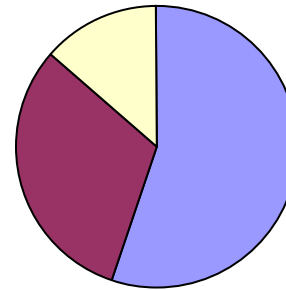


Comprehensive Plan Survey Results: Growth Management (cont.)

If future development results in a reduced level of service to existing residents, would you support it?

only if no reduction in services	54.9%
if only a modest reduction in services	31.4%
even if there is a significant reduction	13.7%

N = 51

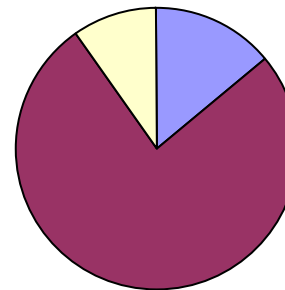


- only if no reduction in services
- if only a modest reduction in services
- even if there is a significant reduction

Do you think the City should take measures to

slow the current rate of growth	14.2%
manage growth	76.7%
growth should not be managed	9.7%

N = 176

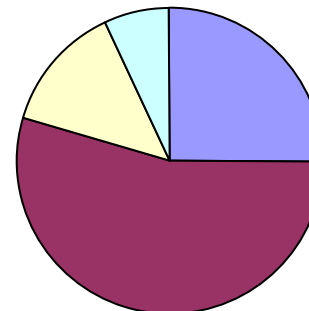


- slow the current rate of growth
- manage growth
- growth should not be managed

Assuming GJ continues to grow, how would you generally prefer to see growth happen?

Outward gradually	25.2%
focused around centers	54.2%
along major roads and intersection	13.6%
whatever it wants	7.0%

N = 214



- Outward gradually
- focused around centers
- along major roads and intersection
- whatever it wants

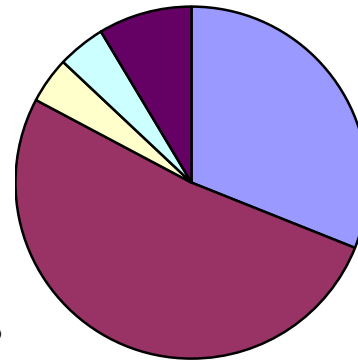


Comprehensive Plan Survey Results: Growth Management (cont.)

To what degree should the City be involved in regulating the appearance of commercial development?

much more involved	31.9%
somewhat more	53.3%
the level is fine	4.4%
less involved	4.4%
not involved at all	8.9%

N = 46

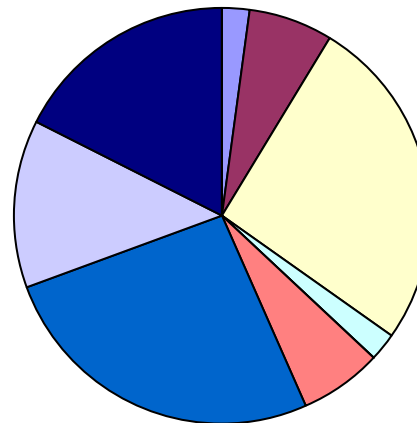


- much more involved
- somewhat more
- the level is fine
- less involved
- not involved at all

Which of the following do you feel MOST IMPORTANT for future public investment?

airport	2.2%
Mesa College	6.7%
River corridor	26.7%
city entries	2.2%
regional park	0.0%
more transit	6.7%
expand roadways	26.7%
OS preservation	13.3%
job creation incentives	17.8%
other	0.0%

N = 47



- airport
- Mesa College
- River corridor
- city entries
- regional park
- more transit
- expand roadways
- OS preservation
- job creation incentives
- other



Comprehensive Plan Survey Results: Growth Management (cont.)

Regarding planning and development approval decision making, which of the following best represents your feelings?

have a plan and stick to it religiously	14.9%
have a plan and depart only for public benefit	48.3%
have a general plan but use it loosely so to not deter development	34.5%
a plan is not important - can't predict future	3.4%

N = 87

